


The FOLLOW UP

with Howard G. Sartin, Ph.D.

EVOLUTION

ISSUE # 87



INDICAPPING REVOL

PROFIT!

Focus on PROFIT_____	1
Publisher's Desk_____	4
Breaking Ties_____	13
Psychology of Winning_____	25
Betting Strategy for Some...BACK TO BASICS_____	21
An Important Answer_____	31
Interesting Tid-Bits_____	35
Vox Populi_____	37
STEP BY STEP: Pace Launcher 4/Synthesis_____	39
More Information on Information_____	53
Rites of Spring by 'Capper_____	64
VERY IMPORTANT TECH SUPPORT INFORMATION!!!!!!!!!!!!!!!!!!!!	66

The FOLLOW UP is published six (6) times a year by O. Henry House, Inc. in conjunction with the Inland Empire Institute. Subscription price is \$90 per year; Canadian - \$95 (US) per year; other foreign subscribers: \$110 per year. Back issues are available for \$12.50 each. California residents add 7.75% sales tax. If you have any problem with your subscription or have a change of address, please contact O. Henry House at the address below. All information in this publication is for informational purposes only.

The FOLLOW UP

O. HENRY HOUSE, INC.

1390 E. 6TH STREET, STE 5

BEAUMONT, CA 92223

909-845-5907

between 1 and 3 PM Pacific time

E-MAIL

sartin@jps.net

Please send all correspondence to this address. This includes submission of material for publication consideration, letters, opinions, comments - whatever.

Thank you-O. HENRY HOUSE, INC.

Tech Support:

909-845-1728 Mon & Fri-11:30 - 4:00 PM Pacific

shane@discover.net

O. HENRY HOUSE, INC.
PIRCO
THE SARTIN
METHODOLOGY
1390 E 6th St #5
Beaumont, CA 92223

STATEMENT OF POLICY

The Sartin Methodology is based in Psychotherapy and its goals are NOT directed toward fostering the illusions or delusions of gamblers seeking magic solutions for picking winners. We are primarily a healing arts organization dedicated to providing an alternative solution to mainstream psychiatry's prescription of total abstinence for non-winning handicappers. Our slogan is - and always has been -

"THE CURE FOR LOSING IS WINNING"



© 2001 O. HENRY HOUSE, INC.

All right reserved. No part of this work may be reproduced or transmitted in any form or by any means, electronic or mechanical, including photocopying and recording, or by any information storage or retrieval system, except as may be expressly permitted by the 1976 Copyright Act or in writing from the publisher. Past Performance and Results charts copyrighted by Daily Racing Form, Inc.

FOCUS ON PROFIT

The fact is incontrovertible: Failing to profit from betting on horses is based more on wagering decisions than on handicapping, per se.

This Follow Up will focus on correcting such failure.

Past issues have contained an abundance of winning readouts submitted by winning clients throughout North America. To those who win consistently, such material serves to confirm their confidence. Non-winners, who should be getting the most from such examples, are often irritated. They are frustrated and refuse to accept the fact that they could be sending similar success stories. And they would...

–If they would thoroughly read and follow directions for both handicapping and wagering alternatives.

–If their wagering procedure was in harmony with daily reality they'd profit more, regardless of handicapping skills. Lack of such harmony also applies to understanding whatever computer program is being used. I speak daily on the phone, or in person at the office, with clients who ignore my step-by-step instructions from Follow Up 85 and 86.

Those who don't have Validator 2 didn't read them even though I said that the essence of those instructions applied to all advanced programs.

Here are a few blatant examples of what non-winners do or fail to do. First in misusing their program.

Handicapping

(1) Some persist in choosing pacelines based on their subjective evaluation of the lines themselves. They refuse to accept the fact that thoroughbred form is cyclic. Based on Speed Rating, the best of the last three comparable, has proven the best way to deal with this.

(2) Stubbornly trying to analyze "Original Pacelines" instead of our Adjusted, Equalized and Normalized lines. Original lines should be consulted Only when considering a (p) or (x) line. Winners can do whatever they like. Non-winners who try "handicapping" original lines should accept the fact that not winning is sufficient reason to follow directions.

(3) Accepting a line in the last 3 where a horse was beaten by 7.5 or more lengths, regardless of SR.

(4) Entering a turf line in a dirt race or a dirt line in a turf race with no understanding of how to deal with the specific circumstances. This subject has been addressed in many Follow Up's. The most recent: last issue, page 53: "Using Lines From Different Surfaces: A Warning.

(5) Failing to note when a line is (p)rojected or (x)tracted and dealing with it gingerly, as instructed.

(6) Blindly taking lines listed as Wf (west fast) Gd (good), with no record of how such lines affect the track(s) being handicapped. When in doubt or without records, use fast lines only.

(7) Entering an inordinately fast SR line that is surrounded by much slower lines. This may be acceptable if it is the last line. Be wary if you see a progression remotely like this: 74, 78, 76 90 74, 77.

(8) Overlooking the instruction that says to consult the ESP configuration of the contenders entered in each race. Doing so tells you whether a race will be run Early or Late. Early when all entrants are E or EP. Late when all are S/Presser, Sus or Late. After hides the E-P graph will confirm Win and Counter Energy.

When you see a different ESP for almost every contender, you should recognize the fact that BL/BL is your best guide in all programs except Validator 2, where it's V/DC.

(9) Skipping or skimming Follow Up material based on some distorted subjective determination of what is or is not pertinent. A few don't seem to comprehend the fact that the Follow Up is in running sequence; that material in past issues are the foundation of each current one.

(10) Reading letters in Vox Pop and perusing the many overlay winning readouts but not finding answers to your own problems. Such answers are inherent in these two features. All it takes is a little self-searching for each individual to find them.

(11) Perhaps the most important client oversight of all: Ignoring the concept on which this Methodology is based. Those who persist in clinging to ancient mainstream rule-based concepts will never succeed with ours. You must make our winning concept a part of yourself, just as if you had conceived it on your own. Without acceptance and inner-belief, one succeeds at nothing.

Wagering

(1) Realizing that you suffer Indecision at the moment of truth, when it's time to bet, failing to correct that Indecision yet still making bets. This is like going out in public while ignoring a bad case of flu or pneumonia. It is folly for anyone with deep feelings of Anxiety to seek profit from our endeavor. The anxiety must be curbed first. Until it is, stick to small bets.

(2) Trying to be a "Wager" capper without establishing the ability to pass "No-Value" races and having a proven record of knowing when low paying horses are destined to win. I must add that no one, including myself, does this to perfection. All will miss on occasion. But when those occasions are frequent enough to stem profit, it's time to make proportional bets and practice Wagercapping on paper.

(3) Betting from emotion or impulse. "Disorder of Impulse Control" defines the "pathological gambler" in the Psychiatric Dictionary. To succeed in what we're doing requires evaluating the "Risk-Reward" balance of each wager. For example, betting \$40 to get back \$20 is bad balance. Betting \$40 but often getting back only \$40, is okay since staying even until the big overlay arrives, is a precursor to profit.

The balance of Risk-Reward must also be taken into consideration when proportioning a total wager. Developing a "feel" for when to divide bets 50/50, 60/40 or 70/30 comes with practice. This is also true for sensing when to hide or keep favorites and low odds contenders. I don't like

the phrase, "getting in touch with your feelings," yet it applies here. Those who say they "can't" acquire some essential "Feelings" are lying to themselves and projecting that lie toward me. Every honest expert from Ainslie, to Cramer to Penicka, has written about the necessity of "Feel." Usually it boils down to doing just a little individual "thinking" and self-evaluation. Most Non-winners spend far more time trying to analyze readouts than in "Self-Analysis." (4) Wading into the waters of betting without complete focus. This can happen when not feeling well, a "feeling" everyone recognizes. If you're mentally or emotionally disturbed by anything, including a domestic or occupational squabble, don't go.

(5) The **most important factor** in erroneous wagering: Failure to use our published forms to record from what readout(s) rankings your winning wagers most often come. In Pace Launcher programs, BL/BL. In Validator 2, Tier Levels on the same form.

If you have a fixed income not subject to change or are independently wealthy, please ignore all these points. The rest of us need the money you squander on the races.

Devoting this issue primarily to wagering profit will deny the many clients who sent me a succession of winning readouts over the past two months, the recognition they so richly deserve. I ask them to forgive me in the hope that this issue will afford more non-winners the ability to send me readout records like yours.

REVISED 5/15/01!

SARTIN METHODOLOGY ADVANCED COMPUTER PROGRAMS

New pricing on Pace Launcher Series!

PACE LAUNCHER 4 Manual entry and TrackMaster version - \$400.00*
*Upgrade (trade in) to PL4 from PL3 - \$100


SYNTHESIS Manual entry and TrackMaster version - \$600.00**
**Upgrade (trade in) to Synthesis from: Pace Launcher 4 - \$200 Pace Launcher 3 - \$300

Validator and Validator 2 available only to clients experienced with advanced programs

The VALIDATOR Manual entry and TrackMaster version - \$550.00

VALIDATOR 2 \$650.00***
for TrackMaster Download ONLY

***If you purchased Synthesis after 8/99 - \$400
OR paid \$550 for Validator - \$100
paid \$450 for Validator - \$200
paid \$350 for Validator - \$300
paid \$250 for Validator - \$400



First, The Kentucky Derby...

I always look forward to the e-mail we get the Monday after the Kentucky Derby. So far, two-thirds had the winner, one-third did not. Some had the Place horse, all had the show horses.

Even though we spend some time discussing the Derby each year, it is only **one race**. Yet, the public and most clients seem to focus on it every May. Maybe there's something to be learned for next year by viewing these readouts.

I hate to beat a dead horse at this late date but many clients have asked for our perspective, so here goes- with the reminder - all this was written before the Preakness or Belmont. I made no changes in text, deciding to leave my May 7th comments as is. It was, and remains, exclusively about winning the Derby, since the Preakness and Belmont don't get the same fanaticism and run quite differently. This is just a reminder for next year. Never use a Derby line to handicap the Preakness, Belmont or future races.

Most winners used the Aqueduct Wood Memorial Line for MONARCHOS. In that race he tried keeping up with a fast Early Pace set by the winner, CONGAREE. In winning the Florida Derby, MONARCHOS ran Derby Winner style. Clients who remembered and followed the oft-written Follow Up guidelines for winning the Derby, did so.

Hide all Early horses for Win Only. Most Exotic Bettors kept CONGRA because, while Early, it ranked high on CPR and FX. FW is two parts Early, one late. A high FW indicates an Early horse. It might have placed but actually showed. Those who kept the obviously Early horses still should have had the winner in Tier 3 of V/DC.

CD0505- 8 10.0D \$1,000.00
TOTAL ENERGY & PRIMARY FACTORS (VAL2)

				PRIMARY FACTORS									
#	PNCNAME	LdT	SR	TOT R	EPR	LPR	CPR	TT	HE	FW	FX	LS	R
1	2 MILLE1		98	167.7-3	1	5	2	4	5	4	2	23	4
2	3 BALTO2		103	167.9-1	2	1	1	5	4	1	1	15	1
3	4 THUND1		98	167.9-1	4	2	2	1	1	2	4	16	2
4	16 MONAR1	1	97	167.8-2	3	3	3	2	2	3	3	19	3
5	17 POINT2		93	165.9-4	5	4	4	3	3	5	5	29	5

THE VALIDATOR (VAL2)

#	PNCNAME	LdT	SR	BAL	TOT-R	EP-R	LP-R	CP-R	HE-R	FX-R	V/DC-T
1	2 MILLE1		98	8	4	No 2	No 7	3	No 8	4	4
2	3 BALTO2		103	6	OK 2	3	1	1	? (6)	1	(2) ✓
3	4 THUND1		98	8	OK 2	7	2	3	(1)	6	(1) ✓
4	8 CONGA1	1	100	9	1	(1)	7	(2)	7	(2)	(3) ✓
5	10 DOLLA1	2	91	12	8	X	3	8	5	9	9
6	11 TALK 1		93	10	5	✓ 9	✓ 6	7	3	✓ X	✓
7	13 INVIS1	2	89	14	6	5	X	X	X	7	X
8	14 KEATS1		95	12	7	4	8	5	9	3	✓
9	15 JAMAI1		90	14	X	8	9	9	4	Y	✓
0	16 MONAR1	1	97	8	OK 3	6	4	4	(2)	5	(3) ✓
1	17 POINT2	✓	93	(13)	(9)	9	5	6	4	8	✓

FAV- OUT

* No means Not for Win

CD0505- 8 10.0D \$1,000.00

THE VALIDATOR (VAL2)

#	PNCNAME	LdT	SR	BAL	TOT-R	EP-R	LP-R	CP-R	HE-R	FX-R	V/DC-T
1	2 MILLE1		98	7	4	(2)	(5)	3	(6)	3	5 NO
2	3 BALTO2		103	6	2	3	1	1	4	1	1
3	4 THUND1		98	7	2	5	2	3	1	5	2
4	8 CONGA1	1	100	7	1	1	5	2	5	2	3
5	16 MONAR1	1	97	7	3	4	3	4	2	4	3
6	17 POINT2		93	8	5	6	(4)	(5)	3	6	6 NO

INCREMENTAL MATCH-UP GRAPH (VAL2)

WIN ONLY

#	PNCNAME	L	1F	2F	3F+TOTAL PACE
1	2 MILLE1		2->	3->	FADES 4-> NO
2	3 BALTO2	100 EARLY	1->	5-> OVERTAKEN	1-> NO
3	4 THUND1	5->		OK 1->	ODDS Hi 2-> OK
4	16 MONAR1		3->	OK 2->	3-> OK
5	17 POINT2		4->	4-> NO	5-> NO

This client bet THUNDER and MONARCHOS to win. Had a smaller side bet on BALTO even though he thought it would be overtaken. It was.

MONARCHOS was Tiered 2nd on some reports. No less than 3rd on others who took a chance on the gate to wire horses. MONARCHOS went off at 10.5-1. For those who eliminated the Early Runners, those odds were far better odds than those Tiered above it. Most users hid

POINT, the favorite, for its odds and its projected mile 1/4 Tier Level. Those using BALTO and THUNDER would see them Tiered above MONARCHOS with better odds. However, in their Past Performance races, BALTO went gate to wire and THUNDER led from 2nd Call to wire. Despite this, THUNDER, at 30-1 was an okay side bet.

This Derby set up exactly in the manner I have discussed so often in past Follow Up's. Eliminate all Early horses except the one with the **best** CPR and FX.

BOTTOM LINE -- BETTING LINE (VAL2)

PNCNAME	LdT	SR	BAL	LS	TIE	ODDS	TRKDIST	M/L	DAYS	AGE
8 CONGA1		100	4	24.0		EVEN	AQU 9.0D	5/1	21	3
16 MONAR2		89	4	22.3		EVEN	GP 9.0D	6/1	21	3
13 INVIS3		88	4	22.0		3-2	GP 8.5D	30/1	21	3

SYNTHESIS POWER RANKINGS AND FRACTALS

SYNTHESIS POWER RANKINGS AND FRACIALS																													
				PRIM								SUPP																	
				B	L	T	PRIM		SUPP		FRACT						E	L	C	T	H	F	F	S	F	E	T	T	
				A	S	O											P	P	P	T	E	W	X	S	P	X	S	P	P
				L	P	T	LS	R	LS	R	E	L	N	ESP	SCBL	R	R	R	-	-	-	-	N	-	-	-	-	-	
#	PNCNAME	LdT	SR	-	-	-	-	-	-	-	-	-	-	-	-	-	-	-	-	-	-	-	-	-	-	-	-		
1	8 CONGA1	S	100	4	3	1	10	1	6	1	1	1	1	PRE	-	1	2	1	2	2	1	1	1	1	2	1	1		
2	13 INVIS3	F	88	4	2	2	17	3	11	2	3	3	2	SUS	7.0	3	1	3	3	3	2	2	3	2	1	3	2		
3	16 MONAR2	W	89	4	1	3	15	2	13	3	2	2	3	S/P	5.0	2	3	2	1	1	3	3	2	3	3	2	3		

SCBL Calculated by Program to Conform to Today's Pace
FRACTALS WEIGHTED: E=Early L=Late N=Normal

CD0505- 8 10.0D \$1,000,00 (VAL2)

#	PNCNAME	LdT	LATE	EARLY	TOT R
1	8 CONGA1		-1.0		168.5 1
2	13 INVIS3		-14.0		164.9 2
3	16 MONAR2		-8.0		164.8 3

EX-L V-L M-L <E> M-E V-E EX-E
CD0505- 8 10.0D \$1,000,00

PNCNAME	LdT	SR	TOT-R	EP-R	LP-R	CF-R	HE-R	FX-R	V/DC-T
2 MILLE1		98	3	2	4	2	3	2	3
8 CONGA1	1	100	1	1	4	1	2	1	1 5
13 INVIS3		88	5	5	3	5	4	5	5 P
16 MONAR1	1	97	2	3	1	3	1	4	2 4
17 POINT1		94	4	4	2	4	3	3	4

This client got it down to fewer horses than I could. He has superior contender/paceline skills and has won 9 of the last 10 Derbies. Others who had MONARCHOS in the top 2 used only the top 4 HE and Late contenders who did not run Early in their qualifying race. BALTO's 103 SR disguised his actual PP running style: Early.

In addition to eliminating Early horses, all the winners found a way to eliminate A.P. VALENTINE and the favorite, POINT. I didn't feel that A.P. was a Derby candidate. Maybe for the Preakness and/or The Belmont. Historically, the Preakness and Belmont are two different stories. The Preakness favors Pressers, the Belmont, even at a mile and a half, has been most often won by one of the top 4 Early.

But, as I said before this is only one race and not winning it is no big deal. Those non winners of the Derby either forgot or never read my various articles about the Derby bias.

A Reminder:

Our own adaptation of the TrackMaster download is indigenous to the Sartin Methodology. We have adapted the DRF SR+V to an Equibase Format (available to our clients only) that is far superior to the old best of last three SR+Variant as used in manual entry programs and confirmed by long research from Sportstat.

Some clients still think that our Adjusted, Normalized and Equalized lines are available to all TrackMaster customers. They are not. It would be a little silly of me to refuse to write a book detailing the secrets of our advanced formulae, yet release to a mass public our method of Adjusting, Equalizing and Normalizing.

When clients send me raw TrackMaster-Equibase or downloaded DRF Past Performance printouts along with their readouts, I don't know if they're doing this to avoid the "Print Screen" process on our TrackMaster Past Performances, or actually using them. If so it's sacrificing the power of our Normalized, Equalized and Adjusted lines, on our advanced programs exclusively.

NO!

9

1 1/8 MILES. (1:40¹) ALLOWANCE. Purse \$33,000 For Three Year Olds Which Have Never Won A Race Other Than Maiden, Claiming, Or Starter, Or Which Have Never Won Two Races. Weight 122 lbs. Non-winners of a race other than claiming at a mile or over since November 1 allowed, 2 lbs.

A/w 33000N1X



1 Lucky Ride		Life 7 1 0 2 \$18,860 70		D.Fst 5 1 0 2 \$18,435 70	
Own: Robinson J Mack		2000 7 1 0 2 \$18,860 70: Wet(360*) 1 0 0 0 \$185 44		1999 0 M 0 0 \$0 - Turf(365) 1 0 0 0 \$240 57	
Coral, Coral R On White Ball, White		GP 0 0 0 0 \$0 - Dist 1 0 0 0 \$925 70			
CASTELLANO J J (8 0 2 1 .00) 2000: (763 280 .17)					
Sire: Saffery Song (Car's Ridge) \$7,500		117 20.00 71-22 Ghostly Prize 117 1/4 Lois's Legacy 117 3/4 Silver Award 117 1/2 Lacked late response 7			
Dam: O'Don Ruckus (Bold Ruckus)		116 b 7.60 78-17 Alan's Mojo 116 3/4 Sky Of Gold 119 1/4 Notoriously Elite 116 1/4 Poor start 6			
B: Live Oak Stud (Ky)		119 3.90 67-24 Sea Lion 116 1/4 Alan's Mojo 116 1/4 Lucky Ride 119 1/4 Svd grnd, gained 3rd 6			
Tr: Gomez Frank (1 0 0 0 .00) 2000: (281 32 .11)		120 6.90 78-06 Sir Brian's Sword 117 1/4 Taj Elmuliuk 120 1/4 Formal Salute 117 1/4 No factor 10			
30Dec00-7Crc fst 1 1/4 :24 1:48 1:13 1:48 Alw 18500N1X		120 *1.80 83-23 Lucky Ride 120 1/4 West Palm 120 1/4 Proud Man 120 1/4 4 wide, up late 9			
29Nov00-9Crc fst 1 :25 :45 1:14 1:40 Alw 18500N1X		120 2.90 78-16 Epee 120 1/4 Me And Mr. J 120 1/4 Lucky Ride 120 1/4 3 wide, best others 8			
12Nov00-7Crc fst 1 :26 :51 1:16 1:43 Alw 23500N1X		118 6.00 71-16 Magic Pistol 118 1/4 Silver Challenge 118 1/4 Whisper For Gold 118 1/4 No threat 12			
30Oct00-8Crc fm 1 1/4 :22 1:41 1:11 1:41 Alw 26000N1X					
11Sep00-5Crc fst 1 :23 :48 1:14 1:41 Md Sp Wt 19k					
26Aug00-5Crc fst 1 :24 :49 1:14 1:41 Md Sp Wt 25k					
22Jul00-9Crc sly 6 1/2 :22 :46 1:13 1:40 Md Sp Wt 24k					
WORKS: Dec28 Crc 4 fst :50 B 625 Dec19 Crc 5 fst 1:03 1/2 5/11 Nov23 Crc 5 fst 1:02 1/2 1/2 Nov11 Crc 4 fst :50 1/2 B 31:59 Oct27 Crc 4 fst :49 1/2 B 3:25 Oct19 Crc 5 fst 1:03 1/2 B 5/11					
TRAINER: Dert(22 12 \$145) Routes(82 .06 \$0.96) Aw(52 .11 \$1.52)					
2 Thunder Blitz		Life 4 1 0 1 \$31,080 71		D.Fst 0 0 0 0 \$0 -	
Own: Stromach Stable		2000 4 1 0 1 \$31,080 71: Wet(355) 1 1 0 0 \$25,200 63		1999 0 M 0 0 \$0 - Turf(220*) 3 0 0 1 \$5,880 71	
Black, Black A & Red Arrow On Gold Ball,		GP 0 0 0 0 \$0 - Dist 0 0 0 0 \$0 -			
BAILEY J D (7 2 1 1 .25) 2000: (908 246 .27)					
Sire: Holy Bull (Great Above) \$25,000		L 119 *2.90 57-31 Thunder Blitz 119 1/4 Wholesale Merry 114 1/4 Bopm 109 1/2 Through on rail, drive 8			
Dam: Roscoe (Assert) 1/2		L 119 b 5.40 83-10 First Spear 119 1/4 Megantic 105 1/4 Spruce Run 119 1/4 Bumped start, 3 wide 10			
B: Adena Springs (Ky)		L 118 *2.60 55-37 River Otter 118 1/4 Pegylation 118 1/4 Thunder Blitz 118 1/4 Chased, stayed on 10			
Tr: Orseno Joseph (3 1 1 0 .33) 2000: (245 52 .31)		118 13.20 69-20 Image 118 1/4 Mr. Baskets 118 1/4 Faiths Wish 118 1/4 Vied outside, tired 12			
30Nov00-6Qu my 1 1/4 :47 1:13 1:42 1:56 Md Sp Wt 42k					
4Nov00-1Au fm 1 1/4 :24 :47 1:13 1:44 Md Sp Wt 42k					
6Oct00-4Bel gd 1 1/4 :23 :46 1:13 1:40 Md Sp Wt 42k					
3Sep00-3Sar gd 1 1/4 :21 :47 1:13 1:41 Md Sp Wt 42k					
WORKS: Nov22 Bel 1 1/4 fst :48 1/4 1/4 Oct28 Bel 1 1/4 fst :51 1/2 B 36:28 Oct21 Bel 1 1/4 fst :49 1/4 B 12:46					
TRAINER: 31-60Days(90 29 \$2.66) Dert(204 21 \$1.78) Routes(112 20 \$1.78) Aw(51 .19 \$1.81)					
3 Wendover		Life 4 1 1 1 \$39,190 85		D.Fst 4 1 1 1 \$39,190 85	
Own: Telf James B		2000 4 1 1 1 \$39,190 85: Wet(390) 0 0 0 0 \$0 -		1999 0 M 0 0 \$0 - Turf(255) 0 0 0 0 \$0 -	
Royal Blue & Gold Diagonal Quarters		GP 0 0 0 0 \$0 - Dist 0 0 0 0 \$0 -			
PRADOES (11 2 1 1 .18) 2000: (1643 256 .16)					
Sire: Unbridled (Fappiano)		L 118 f 4.30 88-20 Wendover 118 1/4 Lift Up 113 1/4 Virtual G 118 1/4 Angled Sw, driving 8			
Dam: Majestic Legend (Win Majesty)		L 118 f *2.60 78-10 Bianco Appell 118 1/4 Cochrane 118 1/4 Diswitsilabout 118 1/4 Came wide, no rally 10			
B: James Telf (Ky)		L 118 f 3.95 79-13 Evening Altir 118 1/4 This Flits Out 118 1/4 Wendover 118 1/4 6 wide move, weakened 11			
Tr: Metzger Carl A (1 0 1 0 .00) 2000: (352 45 .17)		118 f *5.30 86-07 Gift Of The Eagle 118 1/4 Wendover 118 1/4 Breilting 118 1/4 Lack room, ck 3/16; 5			
12Nov00-2CD fst 1 :22 :46 1:11 1:32 Md Sp Wt 41k					
14Oct00-3Bel fst 1 :22 :46 :58 1:10 Md Sp Wt 41k					
6Aug00-3Sar fst 6 1/2 :22 :46 1:11 1:17 Md Sp Wt 41k					
8Jul00-1CD fst 1 :21 :45 :52 1:10 Md Sp Wt 43k					
WORKS: Jan1 GP 5 fst 1:02 1/2 B 5/11 Dec27 GP 5 fst 1:01 1/2 B 16:27 Dec18 GP 4 fst :50 H 15:40 Nov6 CD 5 fst 1:02 1/2 B 15:22 Nov2 CD 5 fst 1:00 1/2 B 6:25 Oct8 Bel 5 fst 1:02 B 18:24					
TRAINER: 31-60Days(54 15 \$1.13) Dert(233 17 \$1.40) Routes(75 18 \$1.66) Aw(36 18 \$1.43)					

In Follow Up 85, I published an open letter to Equibase, via Trackmaster, asking for an analysis of track attendance and its mutual handle in a declining economy. Ellis Starr responded almost immediately with the caveat that all figures were based on reports from the tracks themselves and not an objective source.

My open letter was motivated by the fact that during the depression of the 1930's, racing enjoyed its golden years. More books were written by responsible and creative authors like Dowst and Taulbot, who stole from no one who went before. More importantly they produced Jule Fink and the "Speed Boys." They were really the Pace Boys. In an era previously dominated by jockeys riding English style, favoring closers, they paid jockeys a \$100 bonus to take their horses quick out of the gate and run a very fast 1st fraction.

Thus, Early pace was born in North American races. It did not catch on right away. So Fink and his cohorts formed a syndicate with members wagering at tracks from New York to New Orleans. When "Early" finally became a part of handicapping lexicon, Fink retired to Florida, a multimillionaire.

I was fortunate enough to meet him down in Florida back in the 1980's. By then he was an octogenarian but had his wits about him. He told me we had the best "concept" of anyone since himself and the Speed Boys. Interestingly enough, the last of the great "Speed" advocates, Andy Beyer, wrote that the Sartin Methodology was the most exciting thing to come along since his own - Beyer numbers.

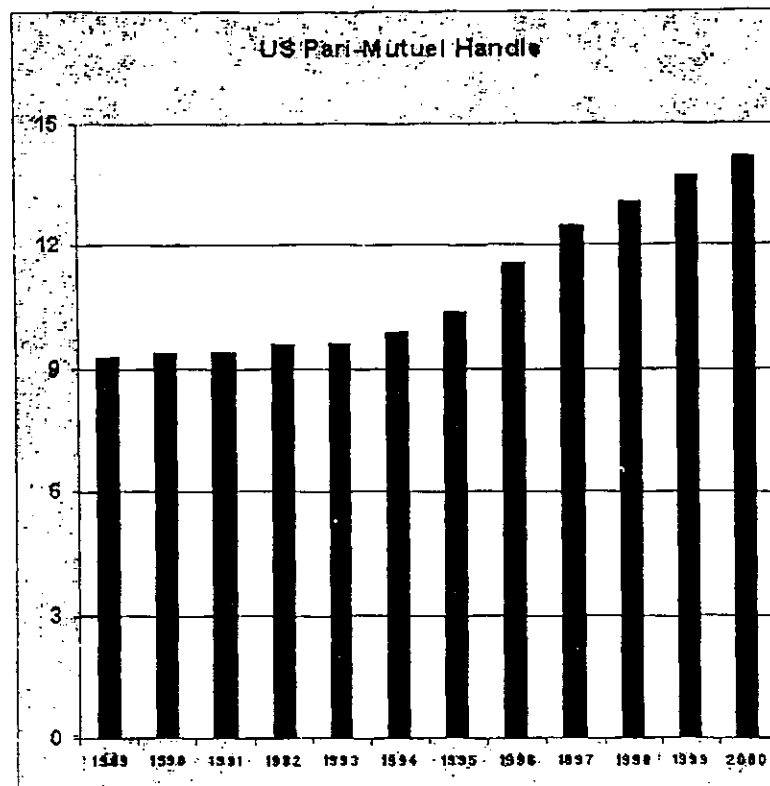
Fortunately for us, the horse "playing" public has found a way to curb their excitement. This is not true of the Beyer numbers. Whether they create low paying favorites or those favorites create Andy's numbers, is begging the issue. I say, Bless Andy, bless all "Players." Without them we'd have a tough time just breaking even. Jule Fink was prescient. He said that the Early cycle was descending, that nobody would ever retire rich as he by betting Early. It selected too many underlays, adding that our Sustained, Hidden Energy and Late Pace Energy concepts were the future of profitable overlay wagering.

He was right.

Here is a portion the info Ellis sent me. It's very interesting since it includes 1990, the year the economy began to slide and layoffs by corporations large and small were increasing daily.

PARI-MUTUEL HANDLE

Pari-mutuel handle wagered on Thoroughbred racing in the United States during 2000 (including separate pools not previously reported) increased 3.6 per cent over the previous year, while overall North American handle rose by 3.7 per cent against 1999 returns. While gains continued to come exclusively from the off-track sector, the overall rate of growth slowed, indicating a lack of the sort of expansion in racing signal distribution experienced since the advent of widespread simulcasting.

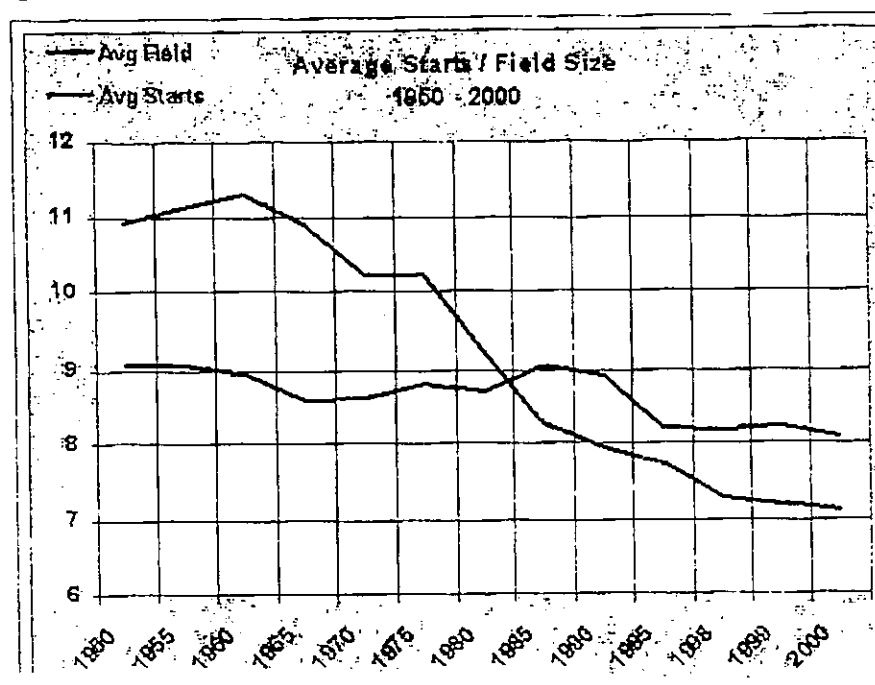


Of current interest is the fact that the first quarter of 2001 saw record attendance and mutuel handle at major tracks. During the big depression this was also true early on. Later attendance went up while patrons were betting less per person. So, it all evened out. The 20's and 30's also produced some "players" who made gigantic bets. Not all were mob connected. In that era average win mutuels were much higher than today; bookie joints flourished. So a thousand dollar bet could be disguised or spread without lowering most payoffs.

Here's another interesting graph:

SIZE OF FIELD AND STARTS PER HORSE

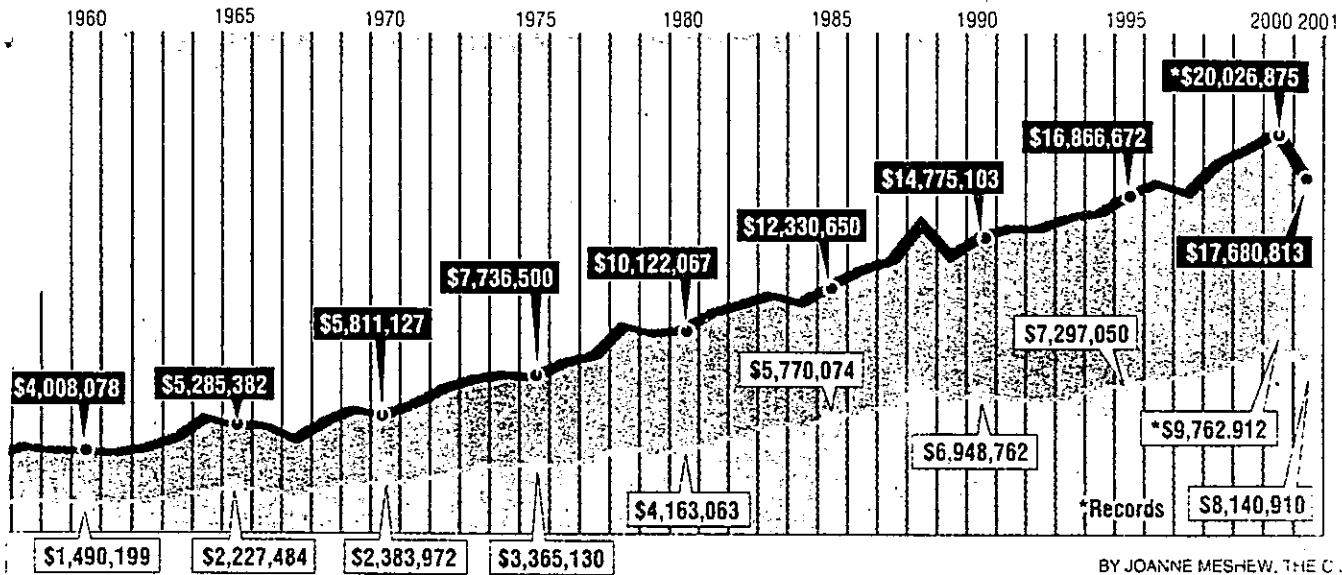
Between 1950 and 1990 average field size remained relatively consistent. Since 1990 there has been a persistent decline, in spite of reductions to the number of races run, which highlights the effects of consistent declines in the annual registered foal crop between 1987 and 1995. With only a few anomalous exceptions, the decline in average number of starts per runner was consistent for almost half a century until 1990 when the rate of decline began to lessen marginally. Nevertheless, average field size and average starts per runner in 2000 were the lowest on record



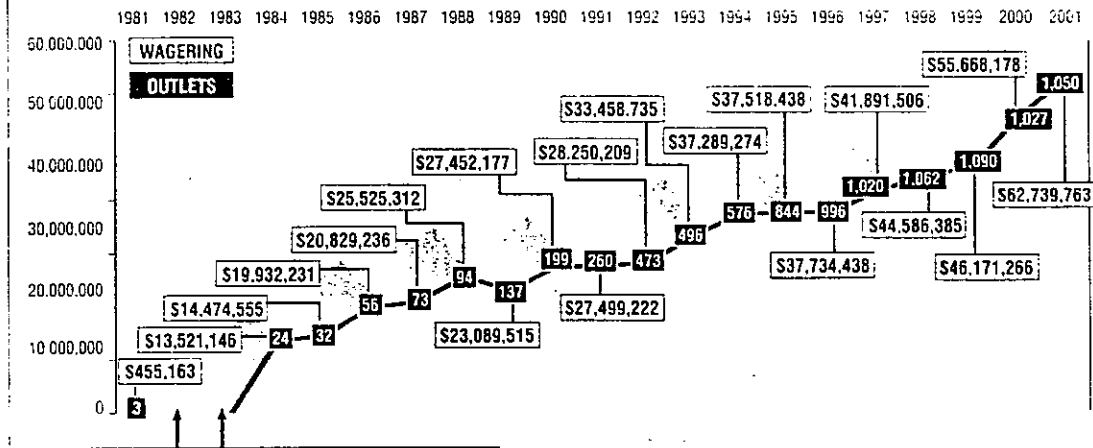
Top line represents average field size. The lines are in reverse order from the heading. Top line, Starts, lower line, size of field. Fields have gone from just over nine to eight. Starts from 11.3 to about seven. As stated in the text above the graph, both average starts and field size in 2000 were the lowest on record.

Back to attendance and win mutuels, client Randy Atkins, sent me the following graphs:

ON-TRACK BETTING OVER THE YEARS



KENTUCKY DERBY SIMULCAST WAGERING



TOP 10 ATTENDANCE

1. 1974	163,628
2. 2001	154,210
3. 2000	153,204
4. 1999	151,051
5. 1995	144,110
6. 1998	143,215
7. 1996	142,668
8. 1997	141,981
9. 1982	141,009
10. 1981	139,195

On track handle last year: \$20,026,875. This year \$17,680,813. Down over 2 million. Simulcast wagering was up 1.05% from last year. Attendance, the best since 1974. What we see for 1991, is more patrons, less wagered by each. A small warning sign, with Point Given such a standout favorite.

If, as in the 1930's, track attendance continues to grow as the economy declines, more people will be betting on "sure-thing" favorites and on long odds horses that have little except their odds to warrant backing them. This means that payoffs on favorites will further decline. Those overlay payoffs so many clients are bagging with Validator 2 will rise.

Randy also sent me, as he does every year, a huge poster version of the official Churchill Downs color photo of MONARCHOS crossing the finish line.

Vaughn Youtz, contract photographer for a newspaper chain and the Daily Racing Form, also sent me color photos of MONARCHOS. Vaughn is a true artist. His eye for angles and composition radiate a feeling of grace in motion few photographers can duplicate.

Salute to an Attitude

Northern California client, Marty Dahl, spent a day with me recently. His goal; to eventually make a living by handicapping. To help realize it, he forsook Synthesis for Validator 2. His reason: correct readout interpretation from Synthesis took him too long. He downloads about five tracks daily and cherry picks for price.

I gave him an exercise using six overlay races that I had won from GP, SA and HO, downloaded on Validator 2, which he had never seen in action. I erased all marks of my pace line selection and put him to work.

Before joining us, he had been a "handicapper" for almost 30 years. On the first race he made one slight error that cost him the winner. He failed to note ESP: all Early. He did not use the F-6 feature, enumerating the pace line best liked by the program. He redid the race using ESP and F-6 and won it handily.

It was smooth sailing for him the rest of the day. Without further comment or instruction by me, he hit five double digit win mutuels in a row, two exactas and one trifecta.

What impressed me most was his attitude. His eyes sparkled as he sat at the computer and mastered the mental exercises I gave him. He was upbeat and never argued for any of the points he had learned as a longtime handicapper. If anyone can make a living from Wagercapping alone, he shows great promise. He is also an avid Follow Up reader and can quote more excerpts than I.

His attitude is perfect and **ATTITUDE** is 80% of the battle.

He also came bearing gifts. His wife, of Italian descent, baked us a batch of Biscotti - THE BEST we ever tasted.

***"When you sell a man a book,
you don't sell him 12 ounces of paper and ink and glue—
you sell him a whole new life."***

~ Christopher Morley

Breaking Ties

Eric Penicka's Follow Up contributions have inspired many clients to greater success. He asked me if he could do more research to enhance the profits of all. I suggested he do a study of Breaking Ties on the VD/C Tiers. He submitted the following. Notice that in stating his ROI he uses percentage of profit: 61%. We have always added a one for each dollar wagered: 1.61. We do this since those not familiar with ROI formula, tend to think .61 is a loss of 39 cents. It is not. 61% means each dollar wagered produces a profit of 61 cents. Bet \$100, get back \$161.

So much for those "experts who say 8 to 20% profit is Professional Level. To which they add, "Anyone claiming better is a liar." Neither Eric, myself nor any of our winning clients would consider handicapping as an avocation for an 8 to 20% profit.

As in his past contributions, Eric submits some dynamite conclusions. Notice how he utilizes every Validator 2 readout to his benefit. His use of the Supplemental Readouts is very enlightening. He cites Fractals, Entropy, True Speed (he calls it Total Speed), and Total Pace Potential as being "exceptionally powerful."

Counter Energy is exclusive to our Methodology. Yet, many clients do not use its power. Hence, I was especially pleased with Eric's finding: When ties appeared on VD/C in 10 of the races tested, the Counter Energy horse won 9. Result: (using a base \$2 bet) a \$79.60 return for every \$20 wagered. That's a dollar short of 300% profit! Using our method of determining R.O.I: 3.97: 297% profit.

What Eric has done for us refutes the complaints I receive from many users of the Synthesis readouts (that are also in Validator 2). They claim that "Ties are the cause of their confusion." Eric has turned ties to his benefit, using them to enhance his profits. His high win mutuel was \$56: an impossible return following mainstream "rules." He has been with us for a far shorter time than most clients. Regardless of his skill level before he joined, he had to learn a whole new language when adapting to our terminology. To accomplish this he added five Follow Up back issues to his subscription. He was off and running.

Many clients can't interpret readouts as keenly as Eric. In most cases the word *can't* is replaceable with *won't*. Still, I accept the fact that 'can't' is applicable in some cases where emotional factors block Cognition.

For those who can't or won't, V/DC alone is the answer. Average win mutuels and profits will be lower, but will exceed 8 to 20%. I recall that in 1985 I stated: ***"If you can't understand all the readouts you have, then use fully all the readouts you understand."***

This statement still applies today.

Hi Howard,

Here are some of my initial findings when looking at ways to break ties with the v/dc.

Parameters for the study:

This sequence of races was taken from May 7 through June 3 at Thistledown, and River Downs. The only races under study are races where I had ties for #1 v/dc runners. I am not looking at lower tiers at this time.

During this period I have 54 qualifying races in the sample. Of the 54, 32 were won by one of the #1 tiered runners. 59% of the sample produced the winner of the race and it is these 32 races we will look at. These races include everything from maidens to stakes and also include many projections and extractions. When looking at the program output it was immediately apparent early in the sample that the fractals and supplementary corollaries played a big part in making separation decisions. Contenders ranking first on fractals (lowest score of E, L, N combined) won 22 of 32 of these races.

Contenders ranking first on supplemental corollaries won 21 of 32 of these races. Many of these ranked first on both.

Some of these situations were too close to call as the tied runners ranked 1,2 in all fractal and supplemental categories and have to be considered practically even.

Runners ranking first in entropy, total speed, and total pace potential are exceptionally powerful.

When factoring counter energy into this equation the results are astounding. In 10 of these races one of the tied contenders was a counter energy runner. This runner won 9 of these 10 races in my sample and returned \$79.40 for every \$20 bet! I did not record how many counter energy runners were in the 22 losing races but projecting it would put it at 7 or 8. If memory serves me right it was less than this. But figure \$36 bet for a \$79.40 return!

This has some interesting implications for simulcast players who want to look at multiple tracks and cherry pick some super prime opportunities! One play every 3 days at one track isn't going to cut it, but multiply it by 10 tracks and it has good possibilities. Especially for those who are not decision oriented. This could be a good sub-methodology with hard and fast rules for those who struggle with value wagering!

The ROI for betting the top rated fractal, and supplemental corollary contender is as follows: 54 plays, 22 winners. \$108 bet. \$174.60 returned. An ROI of 61%.

Not bad for a one horse betting method. Some of your clients who are struggling to make 20% might want to stick with a plan like this, with all decision making out of the picture. It will only average about 2 plays a day per track, but those working multiple tracks may find it appealing. Its also a good way to get your feet wet at unfamiliar tracks.


The winners in the sample paid mutuels of \$2.80 up to \$56.00. Most of the prices are on the lower end. This is also a great way of identifying legitimate favorites, and solid key horses for exotics.

I hope some of your clients will pick up on this and give us some input on how it works at some other tracks.

I will forward you copies of the bl-bl screen of these 32 races which include some of my notes!

Take care, Eric

Psychology of Winning



Howard G. Sartin, PhD

Short Term Hypnosis

In the final three months of 2000 most client calls went to the Tech Support Line, even if the problem was not technical. Today they're better

balanced. More are coming to me. Unless the problem is purely technical, they should be directed to me since they deal with handicapping success which is at least 90% psychological.

I can apply gentle confrontation and still ask specific key questions, the answers to which clients find "denial" more difficult. Except for true newcomers, non-winning is as much a kind of denial as it is in other addictions. When all is said and done, non-winning, with the tools we provide, is an addictive habit. It is just as much a form of self-punishment as alcohol or narcotics abuse.

This should not come as a surprise. Virtually everyone who came to us in the first place did so because they were non-winners. This is wise. No truly consistent winner needs a psychologist or a psychiatrist. They should avoid them at all cost, even at cocktail parties.

All psychotherapy is designed to guide persons to affect a *change*.

Throughout the world people spend billions of dollars annually in fees to psychotherapists from various disciplines. This tells us that millions of people want to change but, as testified to by the fees they pay, are resisting the efforts of those trying to help them make that change.

There's a statement some of you who selectively browse the Follow Up should linger upon. If you're a non winner, it is telling you more about yourself than an entire self-help textbook.

I have dwelt often and long about the "Do Me Something" Lifescript. One in which an individual is in constant search for Mr. Goodbar or, as in the TV ads, Mr. Goodwrench. Someone to fix everything for them. Someone with all the answers, which in truth means, someone who will take full responsibility off the intellectual shoulders of that particular individual.

The other side of the "Do Me Something" Script are the victim Life-scripts "Kick Me" and "Poor Little Me."

"I make a date for golf and as sure as heck it rains... I try to throw party but the guy next door complains.... Everything happens to me..."

People who love to play golf or throw parties are never victims of these Lifescript. They want to golf or party. The "Kick Me" victim, in our field, does **not** truly want to win.

It is as simple as that and no amount of rationalization can make it otherwise. Hence the solution lies not in answering handicapping or wagercapping questions. It is motivating a person to have a true *desire to win*. The message: "I go to Beaumont, spend a day with the Doc and for about a week afterwards I win like crazy. Then my handicapping goes right back into the dumpster."

When they called me with this problem I queried them on changes in their psychological mind-set and changes in the things they did when winning and to what they might have reverted when they suffered a few losses.

Invariably it was (is) trauma from losing several races in a row that threw them. They panicked. Then regressed to their old ways - following rules by which they abided and lost before they joined us.

(1) Recency. Adhering to outdated Mainstream Recency Rules for Paceline selection. There is a lot of difference between using a 120 day old line and eliminating a horse laid off for 120 days

(2).Picking contender/pacelines by outdated "class" designations.

(3) Making 2nd Call velocity and position calls their top concern.

(4) Ignoring Counter Energy on the Early-Late Graph and "Playing" Exactas with the false notion that the horse second most likely to win is the horse most likely to Place. This is true less than 25% of the time and such Exactas invariably pay very little since they are also the primary choice of the "crowd."

These are just a few of the mistakes they make that send them back to Beaumont for reminders about their fallacy. Especially confusing Recency of pacelines with a long layoff.

Often "playing" exactas at all as merely a desperate means of recouping losses. Exotics of any kind are difficult unless your skills are in the "Exotic Zone." That is most certainly not where they are when in panic over a few losses. When one is in a such a mental and emotional state where Win horses elude him/her, there is no sense in attempting to pick a win/place combination. It is pure folly.

Such folly, along with trying to pick contenders by old fashioned "Class" designations: claiming levels and earnings top the list of mistakes made. Using position calls and best 2nd Call Velocity will land one on low paying favorites - if they win at all.

When they come to Beaumont and I have them do a card of races, they seldom do these things because I openly question them and remind them of the facts, all in the Follow Up, that apply to **Today's Racing**.

I make them use the Adjusted, Equalized and Normalized Lines from our TrackMaster download and caution them about using dirt lines in Turf races and vice/versa. Also about using lines other than Fast (unless they can give me a rational reason). I also help them spot races destined to be won by a low paying winners just by looking at the readouts and the Morning Line.

Probably my chief assistance is in forcing them to look at ESP and the E-L Graph to determine which horses are most likely to dominate: Those that can survive their Early Rankings and win

and those that will be overtaken - usually a long shot.

When they call me and asked why they are again losing after a long win "streak," they reveal that when the Beaumont glow wore off, they "dis-remembered" and/or ignored most of these winning nuances.

That's why I sub-titled this article, "Short-Term Hypnosis." In truth when they came here they allowed their minds be completely open to suggestion. That is comparable to "Hypnosis," which is nothing more than helping the subject open his/her mind to suggestion. No magic spell is involved. Many ministers accomplish the same thing every Sunday and, for most of their parishioners it is effective for even a shorter period than some of my Beaumont one-on-one sessions.

Condemning yourself to non winning is a self-fulfilling prophecy.

Thankfully, there are many exceptions, for both the ministers and myself. There are those who leave and never regress. Who "Go forth and Sin No More."—Be that sin Non-Winning or Biblical impropriety.

As I've written in many Follow-Ups, I welcome these one-on-one sessions, especially on a Monday or Tuesday, when my tracks are dark. I have also described the technique for self-hypnosis. It has similar but longer lasting power, since it comes directly **from you to you**. You can hypnotize yourself through focused meditation or by standing in front of a mirror and reciting certain Follow Up messages that other have used to help them become profitable winners on a consistent basis.

Consistent is the operative word here. The occasional big hit is very exciting while the euphoria lasts, but the enjoyment from getting in to the rhythm of consistent winning over every 20 race cycle is far more gratifying. It also makes one much less susceptible to ulcers, hypertension and arrhythmia.

I know it is frustrating to drive to a track or off-site wagering center and find that most races are going to be won by low paying horses. To many, the exigencies of phone-betting are equally frustrating. The temptation to pick a winner at any price, or taking chance bet against two low paying obvious choices, is something everyone has experienced. For some, the solution goes back to our original strategy: wagering 60/40. Betting \$20 a race that means \$12 on the 2-1 horse and \$8 on the most likely Overlay. If a \$14 Overlay Does win you get back only \$56 instead of \$70. But when that \$6 horse wins your return is \$36.

Since \$6 winners are more frequent than those paying \$14, the 60/40 bet is a more profitable way to wager for those who still cannot get Overlays in their top 3 Tiers.

Whereas some clients who have come to Beaumont are the *beneficiaries* of hypnosis, those who can't get Overlays in their Top 3 Tiers - and have the wisdom to bet accordingly - are the *victims* of Hypnosis.

It's the kind of hypnosis exerted by mainstream books and magazines that are far more numerous and pervasive than anything I've said or written. I'm far outnumbered and some people still think that the majority is right. That's a saying that goes back to the days of the American Revolution. It most definitely does **not** apply to the Handicapping Revolution. In our

field the majority wins about 33% of the time with an average mutuel of \$5.80 - $5.8 \times 3.3 = \$18.55$ for every \$20 total bet ($10 \times 2 = 20$) on just one horse to win. By the same token, limiting bets to those same \$5.80 winners and betting 70/30, will return \$24.75 total bet on a \$5 winners. That's a profit of \$4.75 for bets only on the Lowest Odds horse. (24% profit).

I have yet to see a report where \$5 winners dominated.

(See article on "Basics," this issue).

On the other hand, the least skilled clients of our Method, win 48% of the time on horses paying at least \$6. Betting 60/40, these winners will pay \$9 each. $4.8 \times 9 = \$43.20$ for only the low odds bet. And that must assume **never** getting a winner paying over \$6 (\$9) when betting two horses to win as prescribed. I must add that I have yet to see a report where this scenario has eventuated.

I see a few reports where those who cannot get many overlays in their Top 3 Tiers, or when they do, fail to bet them, lose because they tried to bet 50/50 before it was warranted by their individual skills. All it takes is a little 4th grade math for people to determine whether they should be holding out for 5-2 minimum payoffs or accept on of \$6 or even an occasional \$5.80 winner, betting 60/40 or 70/30. At 60/40 the return is \$8.70. We can't bet 70% of \$5 so take 70% of \$10. $3.5 \times 5.80 = \$20.30$

There is no way to actually lose with this Method if directions are followed and one is not beset by self-destructive psychological problems. On the other hand, there are many ways to win less; far less than those who send us a bevy of winning 20 race cycles and/or letters to Vox Pop.

As I am writing this, I had four phone calls. Two were from clients trying to win but using too much peripheral information. The information included used when trying to combine old mainstream dictums into a smorgasbord with the *all the corollaries* in Synthesis. Our Method does not work in any kind of smorgasbord and not everyone has the skill to interpret Synthesis.

I've been saying that since before Validator 1 or 2 were released. I've also stated that we have had a number of winning clients who use Synthesis. The reason most moved up to Val 2 is because of current economic conditions. They needed the profit. They wanted it faster and more consistently than the results they were getting with Synthesis and completely dependent on their own interpretive skills.

That was the gist of the conversation in the third call. The client had interpretation troubles with Synthesis and is getting big overlays with Val 2. Synthesis must have helped him, though. He's become a much better handicapper. He gets most of his Overlays in Tiers one and two. Pretty hard to tell a guy like him to pass races where the *more obvious* low paying favorites show up in Tiers one and two.

The fourth call came from a client who had been handicapping since 1975 and never won more than he lost. He almost broke even with Synthesis but, he too had a problem interpreting the readouts. He got Val 2 and has enjoyed a flock of high paying winners ever since.

COGNITIVE RESTRUCTURING

In the last decade Cognitive psychology has gained more advocates and practitioners than any other single therapeutic discipline. Cognitive psychology looks specifically into the mental process utilized by a client in solving problems. Simple ones at first, then more complex. During the diagnostic process, the client is asked to write out or verbalize a step by step procedure for reaching a final conclusion in solving whatever problem is chosen.

This is often a painful process for both the client and the therapist. The primary problem for the client is staying on course rather than rambling away from some practical solution. Instead of a 1-2-3 sequential approach, clients will become confused and wander away from the prime subject into tangential areas, totally out of sequence with steps leading to any practical solution. The term "logic" is never considered by the therapist. Conventional logic plays no role in Cognitive Restructuring. In fact, no interpretation comes from the therapist. No attempt is ever made to assess the client's use of conventional logic in the steps taken. The client is given all the latitude, imagination and creativity he/she wants in order to reach a final solution.

In the initial phases of Cognitive Restructuring, the client will invariably fail to make a mental imagery of even the most simple steps toward solution. Basically the problem lies in the patient's failure to mentally *internalize* a solution. This makes "externalization", articulating or writing out fluid steps toward a solution, virtually impossible. The most frequent client response is frustration leading toward a tendency to assign blame to others - and finally the therapist.

Previously I used the term "out of sequence." This refers to the client's, not the therapist's, interpretation of "sequence." When the client wanders completely away from any attempt to arrive at a solution and places a mental block against going further, both the client and therapist conclude that the sequence has been broken.

In the early days of the Methodology prospective clients needed a great deal of Cognitive Restructuring. They followed all kinds of "accepted" mainstream directions, like Recency, Class Drops or rises, Sprinters in Routes, Routers in Sprints, universal Track-To-Track adjustments, Turf-Dirt differences and over-dependence on Trainer-Jockey statistics. etc. etc.... Of all these, adhering to so-called "Recency" rules was the most devastating. In reviewing readouts from some clients, I see that their attitudes about recency is keeping a few from winning.

Despite a wealth of positive results posted in Vox Pop and winning readouts accompanied by photocopies of winning tickets and W-2G Forms, I had a couple of new clients tell me they don't believe anyone ever won with this Methodology. The reason is simple. They try mixing all they're so sure they know about handicapping with the Methodology. What they don't seem to want to know is, *what they know is what's hurting them*.

They can actually go 20 straight races without an Overlay winner. Reasons: (1) Refusal to use the Adjusted, Equalized and Normalized Lines from their TrackMaster download. They use "Original Lines" because they "know" how to interpret and adjust "Running" Lines.

(2) One refuses to bet two horses to Win. Another thinks that using a mile race from "original" lines is a better way than ours to handicap 7 Furlong races. The fact that the 2nd Call at 7 furlong

is the half mile and at 8 furlongs it's the 3/4 mile, doesn't seem to bother him.

But their chief problem is following those outdated "Recency" rules. If a horse has no viable line within the past 30 days, it stands to reason that refusing to accept any line from over 30 days back is **not** going to get winners other than low paying favorites and near favorites. The main reason these Recency horses are bet down is because they had a recent good race.

There are a myriad of factors that every fundamentalist handicapper takes for granted. So they refuse to accept, much less follow, my directions. As a result the actual winner quite frequently in never in their readouts at all. Asking them to read, digest and accept the material in Follow Up 84 and 85 is anathema to them because they *know* I'm wrong. After all, every book they ever read says that going back more than 30 days for a line only wins only 6.8% of the time. Over 90 days, 2.6%

Sad to say the books originally offering such figures are from 14 to 22 years old. Not so the authors who parrot those stats, carrying what was myth to begin with into a new millennium.

Those statistics were derived from what mainstream authors call *playable* races. In our Methodology the only **non**-betttable races are those with too many First Time Starters or races with Foreign horses having **no** North American Running Line.

Racing has changed dramatically since the 1991-92 season. Look back over old Follow Up's. At least sixty percent of the races are won by horses who may have raced recently, but their winning paelines came from as far back as 303 days. (See Article on Recency in this issue)

All doubters would have to do after losing a race for any reason, but especially because of "Recency Rules," is go back over the paelines and enter several lines as detailed in the Follow Up. It would also help to look at the many races submitted by winning clients.

Why anyone would throw away money based on a personal prejudice that conforms to any statistics based on dubious data garnered from old books, is beyond me.

Yet, that's what any article dealing with Cognitive Restructuring is all about. This problem was quite common in the 1980's. Recently it has only cropped up a few times. Usually it comes from newcomers, always from non-winners. Apparently they know far more about "handicapping" than I. They probably do as long as we keep the quotation marks around "Handicapping." Apparently they consider defying all my attempts to make them winners is more fun than making a profit.

We have a few trainers and owners with the Methodology. They use it less to handicap and more to know in what races to place their horses and to make claims. I talked to an owner yesterday. He's a New Yorker who races his animal's mostly in Northern California and Kentucky. We got on the subject of using lines based on "recency" rules to evaluate a contender's performance ability. When he was in New York, he used Len Ragozin's "Sheets" to help place his horses. He learned, and continues to realize, that often a line from over 300 days back is quite often **more** indicative of what a horse will do **Today** than one from the past 30 days. Trainer Dick Mandella who comes from Beaumont, agrees.

However, he says he'd never reveal that to anyone who didn't already know it, or in a public interview. It would mean giving away what he considers to be a "Prime Secret."

Betting Strategy for some ... BACK TO BASICS

Three years ago (Follow Up 70-71) I introduced Bottom Line/Betting Line with a Betting strategy I called Wagercapping. Those who could recognize Value in a race when they saw it and could Pass when there was none, are thriving. Those who cannot are frustrated when favorites win.

The difference between the two personalities is quite marked. Thus, I see no reason why those not winning by recognizing Value and lack the insight to Pass, shouldn't return to our old wagering strategy which is still profitable when properly executed.

Those who read handicapping books and magazine articles are increasingly indoctrinated by Value authors. I've met or dealt with them all. None actually makes a 100% line including all entrants. They reserve that art for their writings. In practice, they watch the Tote and make a Value Line based on their experience and gut feelings with regard to overlay-underlays. As a result we get these magazine articles and book chapters headed by such proclamations as "When a 6/5 horse is an Overlay." The rationale here is that this horse "should" pay 2-5 by their reckoning. That's some reckoning.

These people base their odds line on factors they personally deem positive. No two of them that I know focus on the same factors. Anyone trying to make a personal odds line must have a set of truly predictive factors that consistently win. We do. So-called experts who never state what factors are most likely to produce winners, seem to lack any conception of the mental/emotional turmoil undergone by the great majority of race goers who read or try adapting themselves to such material. I said "seem" because, in reality they do. I know I went through all the same anxieties and failed decisions that some of you still suffer. Any human being, aspiring to become a profitable handicapper, has likewise suffered.

Eric Penicka is also human and had to suffer before becoming a consistently successful Value Bettor. In the past he learned to recognize Value from long, profitable experience. Now he has coupled that experience with the use of Validator 2 from which Value recognition is virtually automatic since it's based on the winning consistency of its readouts, especially V/DC.

I'll grant that Value-capping is the most direct road to consistent overlay profit. Yet, what about those who cannot learn to Pass or recognize Value in a races; especially races dominated by favorites?

The answer: go back to our basic Betting Strategy. Based on actual odds, divide your wagers proportionately between two horses to win. Those who bet this way in the past had more winners with readouts that were less predictive than today. They won from 63 to 70% of the time with little effort. Their profit margin was much smaller than those offered today by the potential of BL/BL and other vital readouts.

Yet, to them the important thing was winning races. Monetary profit was secondary.

We published a Vox Pop letter from a client who really understands the "value" of proportional bets. Sometimes he wagers 50-50. On several occasions his bets were proportioned 70-30. Usually he stuck with 60-40. He showed a worthwhile profit, especially on days when a lot of favorites won. He doesn't like going to the races to sit on his hands.

I suggest that any client with a problem spotting value and waiting for it to appear, or who has trouble passing, consider the profits still available from proportional betting when having trouble coping with those days when lower paying horses dominate.

Look:

Win Mutuel	Basic Bet	Proportion: Win Bet #1, 60%	Win Bet #1, 40%	Receive
	\$5	\$3	\$2	
\$5				\$7.50
\$5.40				\$8.20
\$5.80				\$8.70
\$6.00				\$9.00

Over \$6 - just multiply the mutuel by 1.5.

Now, 70-30, \$10 total bet (you can't bet 70% of \$5.00)...

Win Mutuel	Basic Bet	Proportion: Win Bet #1, 60%	Win Bet #1, 50%	Receive
	\$10	\$7	\$3	
\$5				\$17.50
\$5.40				\$18.90
\$5.80				\$20.30
\$6.00				\$21.00

At 60-40 even a \$5 winner, total bet \$5, nets \$2.50. A \$5.80 mutuel nets \$3.20. With the proportions 70-30 the same winners will net: \$7.50 and \$10.30. Of course Overlays will not pay as much but those to whom I'm suggesting this procedure don't get as many overlays. They tend to refuse keeping records of the Tier Levels overlays are coming from. They focus too much on Top Two. Or they often eschew horses in those Tiers that pay \$7, holding out for those in Tiers two and three that "might" pay much more.

It amazes me that certain clients who simply have not learned to Value-cap or Pass Races overwhelmingly favoring low paying winners, still try to employ Wagercapping procedures outlined in various Follow Up's.

Ironically, they seldom follow any other set of directions; those for Contender/Paceline selection, but follow Wagercapping for Value directions rigidly.

Happy to report that many 1999-2000 articles about favorites dominating at SA was not applicable in 2001. Long Shots were plentiful. At Hollywood there have been days when not having the skill to pass but Hiding favorites, were disastrous. Betting 60/40 would have made these days marginally profitable.

There are always going to be days everywhere when favorites and other low paying horses win more than their share. But, for those who can pass and wait, they are compensated for by Overlays at all tracks.

Here's what many clients incorrectly perceive as a typical day at both California and New York at the track. Hollywood Park, May 26.



HOLLYWOOD PARK CHARTS

Results of Saturday, May 26, at Hollywood Park, Inglewood. Day 28 of a 66-day thoroughbred meeting.

1232 — FIRST RACE. 5½ Furlongs Purse \$16,000. 3 year olds & up. Claiming prices \$25,000-22,500.

Horse and Jockey	PP	¼	½	Str.	Fin.	To\$1
Flying Jeb, Pedroza	9	3 1/4	1 1/2	1 1/2	1 1/2	0.70
Magnetic Glo, Puglisi	3	2 1/4	6 1/4	4 1/2	2 1/2	10.20
Alpine Lake, Nakatani	7	4 1/2	3 1/2	2 1/2	3 1/2	2.10
Dargonegood, Solis	2	5 1/2	5 1/2	5 1/2	4 1/4	8.40
Pestle, Blanc	5	8 1/2	8 1/2	8 1/2	5 1/2	41.70
Nieto De Bonair, Rol.	6	10	9 1/2	7 1/2	6 1/2	93.70
Why Knott Mike, Garcia	4	9 1/2	10	9 1/2	7 1/2	34.00
Leeper, Leyva	8	1 1/2	2 1/4	3 1/2	8 1/2	48.50
Mr Gemeni Cricket, Rod.	1	2 1/2	4 1/2	6 1/2	9 1/2	132.10
Har's Beginning, H'ndez	10	6 1/2	7 1/2	10	10	109.10

Scratched — Slew Jack City

10—Flying Jeb	3.40	2.60	2.10
4—Magnetic Glo	5.80	2.80	2.80
8—Alpine Lake	2.40		

Time—0:22.59, 0:45.88, 0:57.99, 1:04.34. Clear & Fast.
Winner — b.g.4 Jeblan-Flutter Bid Tr-Jack Carava Own-
Chryst E Chryst
\$2 Double (10-4) Paid \$9.30; \$1 Trifecta (10-4-8) Paid
\$24.10; \$2 Quinella (4-10) Paid \$17.80

1233 — SECOND RACE. 7 Furlongs Purse \$15,000. 4 year olds & up. Claiming prices \$10,000-9,000.

Horse and Jockey	PP	¼	½	Str.	Fin.	To\$1
Blues'standard, Pug.	2	1 1/4	1 1/4	1 1/4	1 1/4	1.40
Argolid, Valdivia	4	3 1/2	3 1/2	2 1/4	2 1/4	1.70
Prairie Swinger, Pedroza	5	2 1/4	4 1/2	4 1/2	3 1/4	6.90
My Apollo, Solis	3	4 1/2	2 1/2	3 1/2	4 1/2	4.80
Willy The Pooh, Rollins	1	5	5	5	5	6.90

Scratched — L.A. Fitz, Secre Fly, Vaquero

2—Bluesthestandard	4.80	2.80	2.40
4—Argolid	2.60	2.20	2.20
8—Prairie Swinger	2.80		

Time—0:22.60, 0:45.65, 1:10.02, 1:22.86. Clear & Fast.
Winner — b.g.4 American Standard-Bob's Blue Tr-Scott
Hansen Own-Richard Englander
\$2 Double (10/2) Paid \$9.00; \$1 Exacta (2-4) Paid \$5.30;
\$1 Tri (2-4-8) Paid \$22.00; \$2 Quin (2-4) Paid \$5.40

1234 — THIRD RACE. 1 Mile Turf Purse \$64,900. Allowance. Fillies, mares, 4 & up.

Horse and Jockey	PP	¼	½	Str.	Fin.	To\$1
Top Of Our Game, Flores	2	2 1/4	2 1/4	1 1/4	1 1/4	2.90
Al Desima (GB), D'saye	6	7	7	4 1/2	2 1/2	2.40
Golden Sands (NZ), Vald.	5	3 1/2	3 1/2	4 1/2	3 1/2	13.50
Nanogram, Baze	7	5 1/2	5 1/2	7	4 1/2	8.20
So Wistfullee, Blanc	3	1 1/4	1 1/4	2 1/2	5 1/2	7.50
Millie's Quest, Smith	1	6 1/2	6 1/2	5 1/2	6 1/2	2.00
Silver Gold, Enriquez	4	4 1/2	4 1/2	6 1/2	7	44.60

2—Top Of Our Game	7.80	3.40	3.20
6—Al Desima (GB)	3.20	2.60	
5—Golden Sands (NZ)	2.40		

Time—0:23.81, 0:47.26, 1:11.10, 1:35.34. Clear & Firm.
Winner — dbb.f.4 Steinlen-In True Form Tr-Carla Gaines
Own-Harris Farms Inc
\$2 Double (2/2) Paid \$17.60; \$1 Exacta (2-6) Paid \$13.00;
\$1 Trifecta (2-6-5) Paid \$89.70; \$1 Pick Three (2/10/
2/5,6,7/2) Paid \$23.40; \$2 Quinella (2-6) Paid \$12.00

1235 — FOURTH RACE. 5½ Furlongs Purse \$16,000. 3 year olds & up. Claiming prices \$25,000-22,500.

Horse and Jockey	PP	¼	½	Str.	Fin.	To\$1
Magic's Flo, Pincay	10	2 1/2	2 1/2	1 1/4	1 1/4	1.60
Tricky Maneuver, Baze	3	1 1/2	1 1/2	2 1/4	2 1/4	1.70
Mister Banjo, Rollins	9	5 1/4	4 1/4	3 1/2	3 1/2	12.00
Matos Gold, Leyva	6	8 1/2	7 1/4	6 1/2	4 1/2	36.50
StrikeUpARuckus, Pug.	4	7 1/2	6 1/2	5 1/2	5 1/2	12.70
Mr. Rambler, Jaime	2	10 1/2	10 1/2	7 1/2	6 1/2	80.70
FallingInLuck, Vzuela	5	3 1/2	3 1/2	4 1/2	7 1/2	21.40
Dr. Fister, Enriquez	7	9 1/2	8 1/2	8 1/2	8 1/2	19.10
Jimmy's Spell, Smith	11	4 1/2	5 1/2	9 1/2	9 1/2	6.30
Little Sir Echo, Garcia	1	11	11	11	10 1/2	112.50
Call Home Now, Guce	8	6 1/4	9 1/2	10 1/2	11	161.20

10—Magic's Flo	5.20	3.00	2.60
----------------	------	------	------

3—Tricky Maneuver 2.80 2.40

9—Mister Banjo 4.20

Time—0:21.76, 0:44.94, 0:57.32, 1:03.91. Clear & Fast.
Winner — b.g.4 Memo-Habit Ann Tr-Bill Spaw Own-
Manzanil or Sarno
\$2 Double (2/10) Paid \$20.60; \$1 Exacta (10-3) Paid \$7.20;
\$1 Trifecta (10-3-9) Paid \$42.60; \$1 Pick Three (2,5,6,7/2/
10) Paid \$33.90; \$2 Quinella (3-10) Paid \$6.20

1236 — FIFTH RACE. 5½ Furlongs Turf Purse \$59,000. Allowance. 3 year olds & up.

Horse and Jockey	PP	¼	½	Str.	Fin.	To\$1
High Demand, Flores	1	5 1/4	4 1/2	3 1/2	1 1/4	1.60
Casual Country, Pincay	3	4 1/2	5 1/4	2 1/2	2 1/2	5.90
With Iris, Solis	2	3 1/2	2 1/2	1 1/4	3 1/4	9.50
Overbidagani, Puglisi	7	7	7	5 1/2	4 1/2	2.50
Age Of Empire, Nak.	5	6 1/2	6 1/2	6	5 1/2	7.50
Takehimtohelmit, Baze	4	2 1/4	3 1/2	4 1/2	6	36.70
Maybe Mike, McCarron	6	1 1/4	1 1/4	PU	dnf	6.00

PU—pulled up

Scratched — Mr Freckles

1—High Demand	5.20	3.40	3.40
4—Casual Country	5.60	5.20	
3—With Iris	5.80		

Time—0:22.15, 0:44.80, 0:56.56, 1:02.79. Clear & Firm.
Winner — b.c.4 Danzig-Jasmina Tr-Bob Baffert Own-
Golden Eagle Farm
\$2 Double (10/1) Paid \$11.40; \$1 Exacta (1-4) Paid \$14.20;
\$1 Trifecta (1-4-3) Paid \$78.00; \$1 Pick Three (2/10/1,2)
Paid \$29.40; \$2 Quinella (1-4) Paid \$18.60

1237 — SIXTH RACE. 6½ Furlongs Purse \$45,000. Maiden. 3 year olds & up.

Horse and Jockey	PP	¼	½	Str.	Fin.	To\$1
Tombstone (Arg), D'saye	1	5 1/2	5 1/2	3 1/2	1 1/4	13.70
Kela, McCarron	9	2 1/2	3 1/2	4 1/2	2 1/4	2.10
Star Chief, Nakatani	4	3 1/2	1 1/2	1 1/2	3 1/2	5.20
Instant Karma, Enriquez	3	4 1/2	2 1/2	2 1/2	4 1/2	12.20
Tyler Rex, Solis	11	9 1/2	8 1/2	5 1/2	5 1/2	14.30
Enchanted Oak, Baze	6	11	10 1/2	7 1/2	6 1/2	2.50
Vitesse, Smith	7	7 1/4	7 1/4	9 1/2	7 1/4	12.00
Valid Redress, Rollins	10	1 1/2	4 1/2	6 1/2	8 1/2	16.40
Jon Sundown, Steiner	8	8 1/2	9 1/2	10 1/2	9 1/2	54.00
Soud, Stevens	5	6 1/2	6 1/2	6 1/2	10 1/2	33.30
Happy Hero, Gar.	2	10 1/2	11	11	11	28.60

Scratched — Replicate

1—Tombstone (Arg)	29.40	12.60	7.40
9—Kela	4.80	3.40	
4—Star Chief	3.60		

Time—0:22.38, 0:44.69, 1:09.30, 1:15.60. Clear & Fast.
Winner — b.c.4 Lord Hailey-Soy Sofia Tr-Patrick L Bian-
cone Own-Patrick L Biancone
\$2 Double (1/1) Paid \$79.80; \$1 Exacta (1-9) Paid \$70.20;
\$1 Trifecta (1-9-4) Paid \$319.50; \$1 Pick Three (10/1,2/1)
Paid \$113.40; \$2 Quinella (1-9) Paid \$37.20; \$1 Superfecta
(1-9-4-3) Paid \$1,866.50

1238 — SEVENTH RACE. 5 Furlongs. \$78,750 Willard L Proctor Memorial Stakes. 2 year olds.

Horse and Jockey	PP	3/16	½	Str.	Fin.	To\$1
Expected Program, Baze	7	1 1/4	1 1/4	1 1/4	1 1/4	2.80
Fonz's, Pincay	6	4 1/4	2 1/4	2 1/4	2 1/4	1.70
Square Cut Dnd, Ped.	3	2 1/2	4 1/2	3 1/2	3 1/2	3.80
Roberto's Show, Solis	1	3 1/2	3 1/2	4 1/2	4 1/2	2.90
Bid N Ask, Delahoussaye	4	5 1/4	5 1/4	5 1/4	5 1/4	20.90
Phoney Gold, Almeida	2	6 1/4	6 1/4	6 1/4	6 1/4	32.60
Apollicee, Valenzuela	5	7	7	7	7	50.10

Scratched — Duddly Doo Run

7—Expected Program	7.60	3.60	2.80
6—Fonz's	2.80	2.40	
3—Square Cut Diamond	3.00		

Time—0:21.89, 0:44.76, 0:56.81. Clear & Fast. Winner
— b.c.2 Valid Expectations-Program Pick TR-James K
Chapman Own-Chapman or McArthur
\$2 Double (1/7) Paid \$188.60; \$1 Exacta (7-6) Paid \$10.20;
\$1 Trifecta (7-6-3) Paid \$39.80; \$1 Pick Three (1,2/1/7)
Paid \$165.10; \$2 Quinella (6-7) Paid \$7.80; \$1 Superfecta
(7-6-3-1) Paid \$58.70

1239 — EIGHTH RACE. 1½ Miles Turf. \$221,350 Gamely BC Handicap (Grade I). Fillies, mares, 3 & up.

Horse and Jockey	PP	¼	½	Str.	Fin.	To\$1
Happyannuit, Blanc	2	3 1/2	4 1/4	3 1/2	1 1/2	5.30
Tranquility Lake, D'saye	6	2 1/2	2 1/2	1 1/2	2 1/2	1.00
Beautiful Noise, McCar.	3	6 1/4	7	4 1/4	3 1/2	10.10
High Walden, Solis	1	1 1/2	1 1/2	2 1/2	4 1/2	6.00
Kalyso Katie (Ire), Stev.	5	7	6 1/2	5 1/2	5 1/2	3.50
EuroLink Raindance, Baze	4	4 1/2	5 1/2	6 1/2	6 1/2	61.40
Rare Charmer, Pincay	7	5 1/4	3 1/2	7	7	13.70

2—Happyannuit (NZ)	12.60	4.20	3.00
6—Tranquility Lake	2.60	2.20	
3—Beautiful Noise	3.00		

Time—0:24.47, 0:48.00, 1:11.25, 1:34.95, 1:47.34. Clear
& Firm. Winner — dbb.m.6 Yachtie-Easter Queen Tr-
Robert Frankel Own-Amernan Racing LLC
\$2 Double (7/2) Paid \$56.20; \$1 Exacta (2-6) Paid \$13.90;
\$1 Trifecta (2-6-3) Paid \$58.00; \$1 Pick Three (1/7/2) Paid
\$401.50; \$2 Quinella (2-6) Paid \$9.80

1240 — NINTH RACE. 7 Furlongs Purse \$45,000. Maiden. 3 year olds & up. Cat-breds.

Horse and Jockey	PP	¼	½	Str.	Fin.	To\$1
GrandAp'tment, Flor.	1	3 1/2	2 1/2	1 1/2	1 1/4	8.10
Kalookan Star, Berrio	12	8 1/2	8 1/2	4 1/2	2 1/2	2.30
Imperial King, Solis	11	7 1/2	7 1/2	3 1/2	3 1/2	2.80
Two Out Rally, McCarron	6	1 1/2	1 1/2	2 1/2	4 1/2	5.00
Jacque's Delight, Garcia	2	10 1/2	9 1/2	6 1/2	5 1/2	3.40
HemetThought, Enrig.	9	5 1/4	4 1/2	5 1/4	6 1/2	8.70
Passem Lika Flash, Sor.	10	9 1/2	10 1/2	7 1/2	7 1/2	49.50
Abounding, D'saye	3	6 1/2	6 1/2	6 1/2	8 1/2	4.60
Fab Do, Stevens	8	2 1/2	3 1/2	3 1/2	8 1/2	25.80
Serpiente, Pedroza	4	12	11 1/2	10 1/2	10 1/2	54.20
Sportscenter Hero, Vald.	7	11 1/2	12	11 1/2	11 1/2	65.00
Proud Juan, Almeida	5	4 1/2	5 1/2	11 1/2	12	69.10

Scratched — Lov In Excess

2—Grand Appointment	18.20	7.40	8.80
1A—Kalookan Star	3.60	3.60	
1—Imperial King	3.60	3.60	

Time—0:21.91, 0:44.81, 1:09.60, 1:22.75. Clear & Fast.
Winner — dbb.c.3 Unbridled-Grand Sophisticate Tr-Vla-
dimir Cerin Own-Golden Eagle Farm
\$2 Double (2/2) Paid \$99.80; \$1 Exacta (2-1) Paid \$31.30;
\$1 Trifecta (2-1-7) Paid \$152.30; \$1 Pick Three (7/2/2) Paid
\$205.30; \$2 Quinella (1-2) Paid \$27.40

1241 — TENTH RACE. 6 Furlongs Purse \$21,000. 4 year olds & up. Claiming prices \$16,000-14,000.

Horse and Jockey	PP	¼	½	Str.	Fin.	To\$1
In Your Thoughts, Pincay	10	1 1/4	1 1/4	1 1/4	1 1/4	2.30
Venus Genus, Smith	1	6 3/4	5 1/4	4 1/4	2 1/4	3.80
Cat Weather, Jaime	8	3 1/2	4 1/2	2 1/2	3 1/2	3.10
Brite Reality, Sorenson	2	4 1/2	3 1/2	3 1/2	4 1/2	10.70
LuckySandman, Enrig.	3	9 1/2	7 1/2	7 1/2	5 1/2	30.10
Pine Ridge Road, Ped.	5	5 1/4	6 1/4	6 1/4	9 1/2	9.10
C Merrill Run, Baze	9	2 1/2	2 1/2	5 1/2	7 1/2	5.70
Hilltown, Flores	6	8 1/2	8 1/2	8 1/2	8 1/2	37.80
Estrella Prisa, Rodriguez	7	7 1/2	9 1/2	9 1/2	9 1/2	50.00
Mega Gift, Almeida	4	10	10	10	10	32.30
10—In Your Thoughts				6.60	3.60	
1—Venus Genus					5.60	3.80
8—Cat Weather						3.60

Time—0:22.31, 0:45.30, 0:57.25, 1:09.61. Clear & Fast.
Winner — ch.h.6 Intero-For Your Thoughts Tr-John W
Sadler Own-Tom Mankiewicz
\$2 Double (2/10) Paid \$62.80; \$1 Exacta (10-1) Paid
\$18.10; \$1 Trifecta (10-1-8) Paid \$59.70; \$1 Pick Three (2/
2/10) Paid \$213.60; Pick Six Winning Numbers: 1,2/1/7/2/
2/10; Pick Six Pool \$1,134,229 plus \$299,336.01 carry-
over; 12 Tickets with 6 winners Paid \$77,756.20; 468 Tick-
ets with 5 winners Paid \$580.20; \$1 Pick All Nos: 2,4,10/
2,4-7/2,6/3,10/1,2,4/1,9/6-8/2,6/1,2/1,10; Pick All Pool
\$43,161; 319 Tickets with 10 winners Paid \$107.90; \$1
Superfecta (10-1-8-2) Paid \$229.60; \$2 Quinella (1-10)
Paid \$20.80; Pick Four Winning Numbers: 7/2/2/10; Pick 4
Pool \$188,417; 234 Tickets with 4 Paid \$642.70.

On-Track attendance: 9,742. On-Track handle:
\$2,882,392. Inter-Track attendance: 14,450. Inter-Track
handle: \$5,998,286. Out of State attendance: N/A. Out of
State handle: \$6,806,134

Those who did not win the 8th race and tried to Value bet, would be discouraged and, thinking with their emotions, conclude this was a typical day. I'm sure most horse "Players" did.

Now for a more or less "average" day, lets go to May 24.

Results of Thursday, May 24, at Hollywood Park, Inglewood. Day 26 of a 64-day thoroughbred meeting.

1216 — FIRST RACE. 1 1/16 Miles. Purse \$13,000. Fillies & mares, 4 year olds & up. Claiming price \$8,000.

Horse and Jockey	PP	1/4	1/2	Str.	Fin.	To \$1
Our Sharon Stone, Jaime	2	3 ³	3 ²	1 ¹	1 ¹	2.60
Winning Genes, Solis	5	2 ³	2 ³	2 ³	2 ³	2.10
Save A Favor, Pincay	4	6	5 ²	3 ¹	3 ³	5.30
Meditative, Bourdieu	3	5 ¹	4 ¹	4 ¹	4 ²	24.40
Northern Jestic, Rollins	6	4 ⁴	6	5 ¹	5	17.80
Raise The Tempo, Puglisi	1	1 ²	1 ³	6	E	1.80

E — eased.

2—Our Sharon Stone	7.20	3.40	2.80
5—Winning Genes	3.20	2.60	
4—Save A Favor	2.80		

Time—0:23.58, 0:47.36, 1:12.84, 1:39.15, 1:46.13. Cloudy Fast. Winner — dbb.f.4 Flying Victor-Wendy's Star Tr-A Pico Perdomo Own-Earle Malley
\$1 Exacta (2-5) Paid \$11.90; \$1 Trifecta (2-5-4) Paid \$30.60; \$2 Quinella (2-5) Paid \$9.80.

1217 — SECOND RACE. 1 1/16 Miles. Purse \$20,000. 3 year olds & up, Cal-breds. Claiming prices \$32,000-\$28,000.

Horse and Jockey	PP	1/4	1/2	Str.	Fin.	To \$1
Winston Chi, Gomez	2	5 ²	5 ²	1 ¹	1 ¹	0.70
What A Little Star Rdrgr	6	1 ¹	1 ¹	2 ²	2 ¹	2.90
Classy Cajun, Pedroza	3	4 ¹	4 ¹	3 ²	3 ²	10.30
Wonderful Slew, Puglisi	5	3 ¹	3 ¹	4 ¹	4 ¹	3.70
Lcwell, Jauregui	1	6	6	5 ¹	5 ¹	34.00
Mangez Bon Bon, Cruz	4	2 ²	2 ²	6	6	41.60

Scratched — Dextro Tempore

2—Winston Chi	3.40	3.20	2.10
6—What A Little Star	3.00	2.20	
3—Classy Cajun	2.40		

Time—0:23.55, 0:47.60, 1:12.90, 1:38.59, 1:45.20. Cloudy Fast. Winner — db.g.3 Cee's Tizzy-Woodson Tr-Grant Hofmanns Own-Edmond A & Sharon Hudon
\$2 Double (2-2) Paid \$17.40; \$1 Exacta (2-6) Paid \$4.20; \$1 Trifecta (2-6-3) Paid \$15.50; \$2 Quinella (2-6) Paid \$6.40.

1218 — THIRD RACE. 6 1/2 Furlongs. Purse \$42,000. 3 year olds. Value of Race \$47,040 Claiming prices \$62,500-\$55,000.

Horse and Jockey	PP	1/4	1/2	Str.	Fin.	To \$1
Mike And Leo, Puglisi	4	1 ³	1 ³	1 ²	1 ¹	8.50
Champagne Day, Ped.	3	2 ²	2 ²	2 ¹	2 ¹	4.70
Look Of Eagles, McCrn	1	5	4 ¹	3 ²	3 ³	5.20
Coke's Tribute, Pincay	5	4 ¹	5	4 ¹	4 ¹	0.80
Double Bounty, D'saye	2	2 ²	3 ¹	5	5	4.30

Scratched — Liquid Asset UU star

4—Mike And Leo	15.60	7.60	4.40
3—Champagne Day	5.80	4.40	
1—Look Of Eagles	4.40		

Time—0:21:12, 0:44.42, 0:59.27, 1:15.84. Cloudy Fast. Winner — gr.g.3 Flying Continental-Miss Soft Sell Tr-Michael Machowsky Own-Monarch Stable Inc
\$2 Double (2-4) Paid \$28.00; \$1 Exacta (4-3) Paid \$35.20; \$1 Trifecta (4-3-1) Paid \$109.30; \$1 Pick Three (2-2-7-4) Paid \$63.50; \$2 Quinella (3-4) Paid \$32.20

1219 — FOURTH RACE. 5 Furlongs. Purse \$21,000.

Fillies, 2 year olds. Claiming prices \$40,000-\$35,000.

Horse and Jockey	PP	1/4	1/2	Str.	Fin.	To \$1
You're On Your Own, Baze	8	2 ²	2 ³	1 ¹	1 ¹	2.70
Casual Queen, Smith	2	4 ¹	3 ³	3 ⁶	2 ³	2.30
Chalfioux, Flores	4	1 ¹	1 ¹	2 ¹	3 ³	4.60
Funky Habit, Solis	6	8	7	5 ¹	4 ³	2.50
Third Punch, Pincay	5	5 ¹	5 ¹	4 ¹	5 ⁵	9.30
Chief's Glory, Jaime	7	6 ¹	6 ²	7	6 ¹	37.50
Gina Z, Enriquez	3	3 ¹	4 ¹	6 ²	7	93.40
Equality Cat, Jauregui	1	7 ³	PU	dnf		40.90

PU — pulled up.

8—You're On Your Own	7.40	4.00	3.00
2—Casual Queen	3.80	2.80	
4—Chalfioux	3.60		

Time—0:22.37, 0:46.07, 0:58.63. Cloudy Fast. Winner — b.f.2 Candis's Gold-One More Angel Tr-John Sadler Own-Halo Farms

\$2 Double (4/8) Paid \$79.80; \$1 Exacta (8-2) Paid \$14.60; \$1 Trifecta (8-2-4) Paid \$77.30; \$1 Pick Three (2,7/4/8) Paid \$77.10; \$2 Quinella (2-8) Paid \$16.40.

1220 — FIFTH RACE. 5 1/2 Furlongs. Purse \$38,000. Fillies & mares, 4 year olds & up. Claiming prices \$50,000-\$45,000.

Horse and Jockey	PP	1/4	1/2	Str.	Fin.	To \$1
Jazznwithwindy, Ped.	1	3 ¹	4 ¹	2 ¹	1 ¹	6.00
Lady Cadet, Rodriguez	4	6 ¹	5 ¹	4 ¹	2 ¹	4.10
Flying Stuka, Nakatani	3	9 ³	7 ¹	5 ¹	3 ¹	4.80
Sands Aglow, Almeida	2	2 ¹	2 ¹	3 ¹	4 ¹	68.20
Cleopatra (NZ), Blanc	7	8 ¹	9 ³	7 ¹	5 ¹	6.90
Candis's Princess, Solis	6	5 ¹	3 ¹	6 ²	6 ¹	2.20
Justine (NZ), Baze	5	10	10	9 ¹	7 ¹	56.20
Tunability, Valdivia	10	12	11	1 ¹	8 ²	5.30
Coy Spirit, Enriquez	9	4 ¹	6 ¹	8 ¹	9 ¹	61.00
Brass Support, Garcia	8	7 ¹	8 ¹	10	10	27.80

1—Jazznwithwindy	14.00	6.40	3.40
4—Lady Cadet	5.20	3.60	
3—Flying Stuka	3.40		

Time—0:21.78, 0:44.30, 0:56.36, 1:02.53. Clear & Firm. Winner — dbb.m.7 Jazzing Around-Windy to a Lark Tr-Jack Carava Own-La Canada Stable LLC, Lovett & Mid-Life Crisis Stable LLC
\$2 Double (8/1) Paid \$50.60; \$1 Exacta (1-4) Paid \$30.90; \$1 Trifecta (1-4-3) Paid \$107.40; \$1 Pick Three (4/8/1) Paid \$277.70; \$2 Quinella (1-4) Paid \$25.00.

1221 — SIXTH RACE. 1 1/16 Miles. Purse \$29,000. Starter Allowance. Fillies & mares, 3 year olds & up.

Horse and Jockey	PP	1/4	1/2	Str.	Fin.	To \$1
Bel Air Belle, Pedroza	4	7 ¹	7 ³	2 ¹	1 ¹	10.30
Shahla, Flores	9	12	1 ¹	1 ¹	2 ¹	5.70
Thunder Valley, Gomez	1	9	9	3 ³	3 ⁵	20.20
My Diamond, Baze	5	6 ²	5 ¹	4 ¹	4 ³	19.10
Sugar Free, Blanc	8	5 ¹	6 ¹	5 ¹	5 ¹	6.80
Cathy's Star, Berrio	6	4 ¹	3 ²	6 ¹	6 ²	22.10
Con Spiritito, Dihssye	2	8 ¹	8 ²	8 ²	7 ¹	5.20
Bartley, Valdivia	7	2 ³	2 ¹	7 ¹	8 ¹	1.20
Vodka Talking, Rdrgr	3	3 ¹	4 ²	9	9	14.80

4—Bel Air Belle	22.60	10.00	7.80
9—Shahla	7.20	6.40	
1—Thunder Valley	9.00		

Time—0:23.11, 0:46.64, 1:11.29, 1:37.88, 1:44.43. Clear & Fast. Winner — b.f.3 Runaway Groom-Progressive Lady Tr-Tim Pinfield Own-Devilian Breeders & Trainers

\$2 Double (1-4) Paid \$53.00; \$1 Exacta (4-9) Paid \$93.30; \$1 Trifecta (1-4-9) Paid \$1,248.00; \$1 Pick Three (8/1/4) Paid \$54.20; \$2 Quinella (4-9) Paid \$91.00; \$1 Superfecta (4-9-1-5) Paid \$12,413.10.

1222 — SEVENTH RACE. 1 1/16 Miles. Purse \$55,000. Allowance/Fillies & mares, 3 year olds & up. Value of Race \$57,310. Claiming price \$67,500.

Horse and Jockey	PP	1/4	1/2	Str.	Fin.	To \$1
Setareh, Gomez	2	2 ¹	2 ¹	1 ¹	1 ²	2.70
Devilettia, Valdivia	7	1 ³	1 ⁴	2 ²	2 ¹	11.70
Cee Dreams, Puglisi	3	3 ¹	4 ¹	3 ¹	3 ¹	2.40
Letter Of Intent, Pincay	1	6 ¹	6 ¹	5 ¹	4 ¹	4.00
Mind For Gold, D'saye	6	5 ¹	5 ²	6 ¹	5 ¹	2.40
Win For Us (Ger), Flores	5	4 ¹	3 ¹	4 ¹	6 ¹	2.20
St. Eulalia, Solis	1	7	7	7	7	26.20

Scratched — Favorite Funtime

3—Setareh	7.40	4.20	2.80
7—Devilettia	8.40	4.80	
1—Cee Dreams	2.40		

Time—0:24.19, 0:47.55, 1:11.42, 1:36.53, 1:43.01. Clear & Fast. Winner — dbb.f.4 Sky Classic-Vigorous Search Tr-Grant Hofmanns Own-Edmond A & Sharon Hudon
\$2 Double (4/3) Paid \$120.40; \$1 Exacta (3-7) Paid \$38.40; \$1 Trifecta (3-7-1) Paid \$130.20; \$1 Pick Three (1/4/3) Paid \$779.00; \$2 Quinella (3-7) Paid \$50.00.

1223 — EIGHTH RACE. 5 1/2 Furlongs. Purse \$16,000. Fillies & mares, 3 year olds & up. Claiming prices \$25,000-\$22,500.

Horse and Jockey	PP	1/4	1/2	Str.	Fin.	To \$1
My Medallion, Blanc	2	7 ¹	7 ³	4 ¹	1 ²	7.30
Billary's Syms, Nakatani	11	3 ²	2 ²	2 ¹	2 ¹	9.20
Shesontherdagn, Garcia	10	4 ¹	4 ¹	3 ¹	3 ¹	12.00
Raging Liar, Flores	7	1 ¹	1 ²	1 ²	4 ²	1.40
Shesinyhucklery, Prcy	7	1 ²	2 ²	7 ¹	5 ¹	8.30
Flashaway, Valdivia	3	6 ²	5 ¹	8 ²	6 ¹	2.90
Rosie My Buddie, Baze	3	5 ¹	6 ¹	5 ¹	7 ²	32.30
River Of Jade, Jaime	9	11	11	9 ¹	8 ¹	153.80
Private Creek, Enriquez	4	9 ¹	10 ¹	11	9 ¹	33.90
Own Use, Rodriguez	5	8 ¹	8 ¹	10 ¹	10 ¹	23.10
Struck With Love, Jrgui	6	2 ¹	3 ¹	6 ¹	11	90.70

Scratched — Be My Princess, Shoshana's Fortune

2—My Medallion	16.60	6.50	5.60
12—Billary's Syms	9.60	8.20	
11—Shesontherdagn	5.60		

Time—0:22.16, 0:45.28, 0:58.29, 1:04.69. Clear & Fast. Winner — gr.m.5 Prized-Dyna Peak Tr-TR Bell II Own-Bell & Theisen
\$2 Double (3/2) Paid \$73.80; \$1 Exacta (2-12) Paid \$78.80; \$1 Trifecta (2-12-11) Paid \$610.80; \$1 Pick Three (4/3/2) Paid \$667.90; Pick Six Winning Numbers: 4/8/1/4/3/2; Pick Six Pool \$131,494. No Tickets with 6 winners; 8 tickets with 5 winners Paid \$3,935.80. Total Pick Six Carryover for Friday \$73,470.96; \$1 Pick All Nos: 2,5/2,6/7/3,4/2,8 1,4/4,9/3,7/2,12; Pick All Pool \$26,261; 5 Tickets with 8 winners Paid \$4,192.30; \$1 Superfecta (2-12-11-1) Paid \$1,406.50; \$2 Quinella (2-12) Paid \$78.50; Pick Four winning Numbers: 1/4/3/2; Pick Four Pool \$117,453; 10 tickets with 4 winners Paid \$9,375.00.

On-Track attendance: 4,568. On-Track handle: \$1,161,335. Inter-Track attendance: 7,784. Inter-Track handle: \$3,030,043. Out of State handle: \$2,843,019. TOTAL attendance: 12,352. TOTAL handle: \$7,034,597.

There were four double digit overlays, one \$3.40 underlay and three wins paying a little over \$7. Of the four double digit winners, three came from off the early pace; two from way off. This has been a well documented fact for several years throughout North America. So has the gate-to-wire type \$15.60 horse in the 3rd race. There was no indication that it would run this way. So, the public let it go off at those good odds.

The off the pace winners phenomenon has been the hot springs of overlays for Methodology clients who have taken full advantage of the E-L graph, our computerized ESP and winners Tiered beyond one and two. For those who fail to do so, those \$7.20 and two \$7.40 payoffs are bread and butter.

Following the theme of this article, a 60/40 bet on \$7.20 is \$10.80. The two \$7.40 winners, \$11.10.

Those who seem less able than others of getting the double digit winners from Tiers beyond 2 and 3, should note that the favorites in these races went off at: race 3, less than even odds, race 5, 2.2-1, race 6, 1.2-1 race 8, 1.4-1. The lesson here is, learn to pass or Wagercap with more focus on Readouts that point to overlays. I have dwelled on these for years.

If one did not pass any of the eight races and bet to 60-40 to win only, the outlay, using a \$2 base bet, would be $\$4 \times 8 = \32 . The return on those \$7 plus winners, betting 60/40, comes to \$33.

It's hard for me to believe that any client would fail to pass at least one race or not get at least ONE of the bigger overlays.

I must call your attention to the fact that we're using Result Charts that seldom indicate the Past Performance running style of horses, especially those winning at a good price. When you see a big overlay running early on results, it seldom, if ever, did so in its PP's.

With that in mind, look at May 25 Only one underlay. The rest of the races offered win mutuels from between a low of \$11.80 and a high of \$25.60. That's a median payoff of \$18.70.

We couldn't get the 2nd race. Its a pass: 1st time starters.

Results of Friday, May 25, at Hollywood Park, Inglewood. Day 27 of a 66-day thoroughbred meeting.

1224 — FIRST RACE. 7 Furlongs Purses \$35,000. 4 year olds & up. Claiming prices \$40,000-\$35,000.

Horse and Jockey	PP	1/4	1/2	Str.	Fin.	To\$1
Sing Because, Solis	2	3 1/2	3 1/2	3 1/2	1 1/2	1.40
Ruff N Restless, Steiner	1	2 1/2	2 1/2	2 1/2	2 1/2	34.10
Ira S, Pincay	4	1 1/2	1 1/2	1 1/2	3 1/2	0.70
Wagui, Valdivia	5	5	5	5	4 1/2	10.70
Seven Jillion, Rodriguez	3	4 1/2	4 1/2	4 1/2	5	9.70

Scratched — Royal Hill (GB)

2—Sing Because	4.80	3.40	2.10
1—Ruff N Restless	17.60	2.10	
4—Ira S		2.10	

Time—0:22.60, 0:45.17, 1:09.16, 1:21.36. Clear & Fast. Winner — dbb.g.8 Seattle Song-Little Hailey Tr-Juan Garcia Own-Munoz or Rubio
\$1 Exacta (2-1) Paid \$37.90; \$1 Trifecta (2-1-4) Paid \$84.70; \$2 Quinella (1-2) Paid \$66.20

1225 — SECOND RACE. 5 Furlongs Purses \$45,000. Maiden. 2 year olds.

Horse and Jockey	PP	3/16	1/2	Str.	Fin.	To\$1
Cat's Delight, Steiner	3	3 1/2	3 1/2	3 1/2	1 1/2	8.00
Seven Charms, Valdivia	1	1 1/2	1 1/2	1 1/2	2 1/2	3.40
The Wine King, Flores	6	2 1/2	2 1/2	2 1/2	3 1/2	1.20
Missed You, Nakatani	5	5 1/2	5 1/2	5 1/2	4 1/2	2.20
Majestical, Rollins	4	4 1/2	4 1/2	4 1/2	5 1/2	13.60
Baileys Balm, Chapman	2	6	6	6	6	47.60

3—Cat's Delight	18.00	5.80	2.80
1—Seven Charms	4.80	2.60	
6—The Wine King		2.20	

Time—0:21.92, 0:45.56, 0:58.35. Clear & Fast. Winner — ch.c.2 Cat's Career-Free Delight Tr-Craig M. Stephen Own-SJB Stable
\$2 Double (2/3) Paid \$37.60; \$1 Exacta (3-1) Paid \$44.00; \$1 Tri (3-1-6) Paid \$105.70; \$2 Quin (1-3) Paid \$30.60

1226 — THIRD RACE. 1 1/16 Turf Purses \$45,000. Fillies, 3 year olds. Claiming prices \$62,500-\$55,000.

Horse and Jockey	PP	1/4	1/2	Str.	Fin.	To\$1
Storm Saga, Almeida	3	5 1/2	5 1/2	5 1/2	1 1/2	11.80
Walt's Wharf, Nakatani	1	3 1/2	4 1/2	5 1/2	2 1/2	2.80
Desiraes My Candy, Pug.	5	4 1/2	3 1/2	1 1/2	3 1/2	3.00
Ella's Pal (GB), Flores	6	6 1/2	6 1/2	6 1/2	4 1/2	1.50
Eartha (Ire), Valdivia	4	7	7	7	5 1/2	73.10
Starship Saratoga, Rod.	7	2 1/2	2 1/2	3 1/2	6 1/2	40.10
Glitteringmischief, Gar.	2	1 1/2	1 1/2	4 1/2	7	5.10

3—Storm Saga	25.60	9.40	5.60
1—Walt's Wharf	4.80	3.60	
5—Desiraes My Candy		3.40	

Time—0:24.31, 0:47.49, 1:11.83, 1:36.25, 1:42.93. Clear & Firm. Winner — dbf.f.3 Harlan-Pirate's Saga Tr-Paul Aguirre Own-JPF Investments LLC
\$2 Double (3/3) Paid \$190.00; \$1 Exacta (3-1) Paid \$51.10; \$1 Trifecta (3-1-5) Paid \$239.90; \$1 Pick Three (2/3/3) Paid \$304.60; \$2 Quinella (1-3) Paid \$42.60

1227 — FOURTH RACE. 6 Furlongs Purses \$18,000. Fillies, mares, 4 & up. Claiming \$12,500-\$10,500.

Horse and Jockey	PP	1/4	1/2	Str.	Fin.	To\$1
Pammy N' Cami, Rod.	7	1 1/2	1 1/2	1 1/2	1 1/2	6.60
I Got Silver, Pedroza	1	2 1/2	2 1/2	2 1/2	2 1/2	1.00
Dixie River, Blanc	5	6 1/2	7 1/2	6 1/2	3 1/2	4.20
Valdastar, Rollins	8	5 1/2	3 1/2	3 1/2	4 1/2	9.40
Potrancia Muy Fria, Jaime	2	3 1/2	2 1/2	2 1/2	5 1/2	6.90
Fila Dough Pro, Vzuella	3	8	8	7 1/2	6 1/2	49.80
La Luz Del Sol, Rodriguez	4	4 1/2	5 1/2	5 1/2	7 1/2	19.40
Allegro Con Brío, Garcia	6	2 1/2	4 1/2	8	8	12.80

7—Pammy N' Cami	15.20	5.00	3.20
1—I Got Silver	2.80	2.20	
5—Dixie River		2.40	

Time—0:21.97, 0:44.85, 0:57.33, 1:10.87. Clear & Fast. Winner — ch.m.5 Flagman Ahead-Luckier Than Luck Tr-William Cory Own-William Cory
\$2 Double (3/7) Paid \$197.40; \$1 Exacta (7-1) Paid \$17.00; \$1 Trifecta (7-1-5) Paid \$58.10; \$1 Pick Three (3/3/7) Paid \$564.30; \$2 Quinella (1-7) Paid \$14.00

1228 — FIFTH RACE. 1 1/4 Miles Turf. \$52,000 Allowance. Fillies, mares, 3 & up.

Horse and Jockey	PP	1/4	1/2	Str.	Fin.	To\$1
Due At Dawn, Valdivia	4	1 1/2	1 1/2	1 1/2	1 1/2	7.50
Speed Of Thought, Gom.	7	5 1/2	5 1/2	4 1/2	2 1/2	2.20
Angel Song, Solis	3	6 1/2	6 1/2	6 1/2	3 1/2	4.90
Grace Avenue, Sorenson	2	7	7	5 1/2	4 1/2	17.20
Little Firefly (Ire), D'saye	1	4 1/2	4 1/2	3 1/2	5 1/2	1.50
Sr'Splendour, Blanc	5	2 1/2	2 1/2	2 1/2	6 1/2	36.30
Star'S Millennium, Pinc.	6	3 1/2	3 1/2	7	7	7.50

Scratched — Chaguramas (Ire)

5—Due At Dawn	17.00	7.20	4.40
8—Speed Of Thought	3.80	2.60	
4—Angel Song		3.20	

Time—0:25.82, 0:49.99, 1:14.51, 1:38.13, 2:02.78. Clear & Firm. Winner — ch.f.4 Meadowlake-Turkodayn Tr-D Wayne Lukas Own-Padua Stable
\$2 Double (7/5) Paid \$123.80; \$1 Exacta (5-8) Paid \$32.90; \$1 Trifecta (5-8-4) Paid \$171.00; \$1 Pick Three (3/7/5) Paid \$1,243.60; \$2 Quinella (5-8) Paid \$31.20

1229 — SIXTH RACE. 6 Furlongs Purses \$26,000. Starter Allowance. 3 year olds & up.

Horse and Jockey	PP	1/4	1/2	Str.	Fin.	To\$1
Captian Bell, Baze	9	8 1/2	6 1/2	5 1/2	1 1/2	5.90
Warum Nicht, Jaime	6	5 1/2	4 1/2	4 1/2	2 1/2	17.00
Papa Luke, Nakatani	4	3 1/2	3 1/2	3 1/2	3 1/2	27.70
Kid Courageous, Solis	2	2 1/2	2 1/2	2 1/2	4 1/2	2.80
L'natural High, Steiner	1	1 1/2	1 1/2	1 1/2	5 1/2	7.70
City Living, Stevens	7	7 1/2	7 1/2	6 1/2	6 1/2	17.20
Color Me Matt C, Blanc	8	9	8 1/2	8 1/2	7 1/2	19.80
Cool Composure, Flores	3	4 1/2	5 1/2	7 1/2	8 1/2	2.60
Don't Forget, Pincay	5	6 1/2	9	9	9	4.00

9—Captian Bell	13.80	8.00	6.00
6—Warum Nicht	14.20	9.20	
4—Papa Luke		10.00	

Time—0:22.12, 0:45.11, 0:57.38, 1:09.94. Clear & Fast. Winner — dbb.g.4 Known Fact-Medici Bells Tr-Tom Blincoe Own-Richard A Bell
\$2 Double (5/9) Paid \$142.80; \$1 Exacta (9-6) Paid \$83.00; \$1 Trifecta (9-6-4) Paid \$1,216.00; \$1 Pick Three (7/5/9) Paid \$392.80; \$2 Quinella (6-9) Paid \$110.80; \$1 Superfecta (9-6-4-2) Paid \$5,513.00

1230 — SEVENTH RACE. 7 Furlongs Purses \$62,000. Allowance. 3 year olds & up.

Horse and Jockey	PP	1/4	1/2	Str.	Fin.	To\$1
Disguys Dalimit, Gomez	7	4 1/2	4 1/2	4 1/2	1 1/2	4.90
Retired Habit, Pincay	6	2 1/2	3 1/2	3 1/2	2 1/2	1.10
Savior, Blanc	3	7	6 1/2	2 1/2	3 1/2	11.80
Power Wing, Garcia	2	5 1/2	5 1/2	5 1/2	4 1/2	8.50
Toqueville, Stevens	4	6 1/2	7	6 1/2	5 1/2	2.60
Yazzero (Arg), Nakatani	5	3 1/2	1 1/2	1 1/2	6 1/2	12.60
Weinhard, Puglisi	1	1 1/2	2 1/2	7	7	43.70

7—Disguys Dalimit	11.80	3.40	2.80
6—Retired Habit	2.80	2.20	
3—Savior		3.40	

Time—0:22.19, 0:45.03, 1:09.59, 1:21.89. Clear & Fast. Winner — b.g.6 Stately Cielo-Sky Captive Tr-Jack Carava Own-Lake Forest Stable
\$2 Double (9/7) Paid \$78.20; \$1 Exacta (7-6) Paid \$12.90; \$1 Trifecta (7-6-3) Paid \$67.50; \$1 Pick Three (5/9/7) Paid \$331.60; \$2 Quinella (6-7) Paid \$9.20

1231 — EIGHTH RACE. 7 Furlongs Purses \$19,000. Fillies, mares, 3 & up. Claiming prices \$32,000-\$28,000.

Horse and Jockey	PP	1/4	1/2	Str.	Fin.	To\$1
Broken In Blairsdon, Pinc.	5	2 1/2	2 1/2	1 1/2	1 1/2	5.00
Stopyourtwining, D'saye	6	3 1/2	3 1/2	2 1/2	2 1/2	1.80
Candita, Solis	4	4 1/2	4 1/2	4 1/2	3 1/2	7.00
Kissing Cobra, Valdivia	7	1 1/2	1 1/2	3 1/2	4 1/2	4.40
No Smoochin, Vzuella	8	7 1/2	8 1/2	6 1/2	5 1/2	5.10
Answerback, Puglisi	1	9	9	8 1/2	6 1/2	37.00
Lady Rial, Berrio	3	6 1/2	5 1/2	5 1/2	7 1/2	25.60
Skyler's Girl, Blanc	9	5 1/2	6 1/2	9	8 1/2	13.40
Tricky Mackee, Jauregui	2	8 1/2	7 1/2	7 1/2	9	14.30

Scratched — Vigorous Choice

6—Broke In Blairsdon	12.00	5.20	3.80
7—Stopyourtwining	3.60	2.80	
5—Candita		4.00	

Time—0:22.45, 0:45.53, 1:10.67, 1:23.66. Clear & Fast. Winner — ch.f.3 Bonus Money-Blairsdon Tr-Doug O'Neill Own-Edmond J Vadnaiz
\$2 Double (7/6) Paid \$66.60; \$1 Exacta (6-7) Paid \$18.10; \$1 Trifecta (6-7-5) Paid \$70.10; \$1 Pick Three (9/7/6) Paid \$236.10; Pick Six Winning Numbers: 3/7/5/9/7/6; Pick Six Pool \$404,240; No Tickets with 6 winners; 16 Tickets with 5 winners Paid \$6,049.80; Total Pick Six Carryover for Saturday \$299,336.01; \$1 Pick All Nos: 1,2/1,3/1,3/1,7/5,8/6,9/6,7/4,6/7; Pick All Pool \$34,705; 12 Tickets with 8 winners Paid \$2,308.40; \$1 Superfecta (6-7-5-8) Paid \$296.60; \$2 Quinella (6-7) Paid \$15.60; \$2 Double Consolation (7/4) Paid \$10.60; Pick Four Winning Numbers: 5/9/7/6; Pick Four Pool \$136,212; 54 Tickets with 4 winners Paid \$2,013.40

For this same day, here's a little trick that may help those who fail to note the predictions of a non DRF "handicapper" from a newspaper, Here are both the "lines" made by an individual "Handicapper" and the DRF consensus.

HANDICAPPED BY LARRY WEINBAUM Entries for Friday, May 25, at Hollywood Park, Inglewood, California. First post 3:30 p.m. Day 27 of a 66-day thoroughbred meeting.

FIRST RACE. 7 Furlongs. Purse \$35,000. 4 year olds & up. Claiming prices \$40,000-\$35,000.

1119	Ruff N Restless, J Steiner, 118	15-1
1142	Sing Because, A Solis, 118	8-5
1112	Seven Jillion, M Rodriguez, X111	6-1
(1119)	Ira S, L Pincay Jr, 118	9-5
9474	Royal Hill (GB), M Smith, 116	4-1
9634	Wagul, J Valdivia Jr, 118	6-1

Ira S — Absolutely crushed \$32,000s earlier in meet.
 Sing Because — Professional stretch runner just missed vs. rugged \$50,000s last time.
 Wagul — Bay Area late kicker looks like logical minor-ribbon candidate.

SECOND RACE. 5 Furlongs. Purse \$45,000. Maiden. 2 year olds.

	Seven Charms, J Valdivia Jr, 118	2-1
	Baileys Bairn, K Chapman, 118	10-1
1067	Car's Delight, J Steiner, 118	12-1
	Majestical, C Rollins, 118	7-2
	Missed You, C Nakatani, 118	3-1
1067	The Wine King, D Flores, 118	5-2

Missed You — Looks like live rookie for Vladimir Cerin.
 Seven Charms — Trainer Richard Matlow excellent with well-meant firsters.
 The Wine King — Adds blinks after credible third in local debut.

THIRD RACE. 1 1/16 Miles Turf. Purse \$45,000. Fillies, 3 year olds. Claiming prices \$62,500-\$55,000.

1084	Watts Wharf, C Nakatani, 118	3-1
1170	Glitteringmischief, M Garcia, 118	20-1
1049	Storm Saga, G Almeida, 118	8-1
1083	Eartha (Ire), J Valdivia Jr, 118	15-1
1084	Desiraes My Candy, I Puglisi, 118	5-2
1049	Ella's Pal (GB), D Flores, 118	8-5
1031	Starship Saratoga, M Rodriguez, X110	10-1

Ella's Pal — Exits the best race.
 Desiraes My Candy — 'Candy turned sour when she lost heartbreaker right on wire.
 Storm Saga — Much better than last debacle.

FOURTH RACE. 6 Furlongs. Purse \$18,000. Fillies & mares, 4 year olds & up. Claiming prices \$12,500-\$10,500.

1042	I Got Silver, M Pedrosa, 118	5-2
3645	Potrancia Muy Fria, R Jaime, X111	15-1
5224	Fila Dough Pro, F Valenzuela, 118	20-1
1123	La Luz Del Sol, M Rodriguez, X113	5-1
1093	Dixie River, B Blanc, 118	7-2

DRF **CONSENSUS** **HOLLYWOOD PARK**

Consensus points: 5 for 1st (today's best 7), 2 for 2nd, 1 for 3rd. Today's Best in bold type.

- 1 — IRA S, 22; Sing Because, 8; Wagul, 2.
- 2 — The Wine King, 17; Missed You, 10; Seven Charms, 3.
- 3 — Ella's Pal, 20; Desiraes My Candy, 6; Watts Wharf, 3.
- 4 — I Got Silver, 19; Pammy N' Cami, 8; Allegro Con Brio, 3.
- 5 — Speed Of Thought, 16; Little Firefly, 11; Grace Avenue, 3.
- 6 — Don't Forget, 14; Cool Composure, 12; Kid Courageous, 3.
- 7 — Retired Habit, 14; Disguys Dalimit, 8; Toqueville, 8.
- 8 — Broke In Blairsden, 11; Kissing Cobra, 8; Stopyourtwining, 7.

SOURCE: DAILY RACING FORM

1169	Allegro Con Brio, M Garcia, 118	8-1
(1093)	Pammy N' Cami, A Rodriguez, 118	6-1
9636	Valdastar, C Rollins, 118	3-1

I Got Silver — Drops two notches and flattered by Emerald Pendant.

Valdastar — Stretch-running mare dips way down seeking her friends.

Allegro Con Brio — Tries with new silks.

FIFTH RACE. 1 1/4 Miles Turf. Purse \$52,000. Allowance. Fillies & mares, 3 year olds & up.

9598	Little Firefly (Ire), E Delahoussaye, 114	3-1
1185	Chaguaramas (Ire), I Enriquez, 114	6-1
1072	Grace Avenue, D Sorenson, 123	8-1
9640	Angel Song, A Solis, 123	10-1
1068	Due At Dawn, J Valdivia Jr, 123	4-1
1127	Summer Splendour, B Blanc, 123	20-1
1072	Star's Millennium, L Pincay Jr, 123	6-1
1072	Speed Of Thought, G Gomez, 123	5-2

Little Firefly — Suffered real troubled trip when last seen 'cross town; will like extra distance on lawn.

Speed Of Thought — Closed resolutely from far back despite super slow early fractions.

Star's Millennium — Tries hard all the time, but distance may be too far

SIXTH RACE. 6 Furlongs. Purse \$26,000. Starter Allowance. 3 year olds & up.

1136	L'natural High, J Steiner, 121	4-1
(1009)	Kid Courageous, A Solis, 123	9-2
7022	Cool Composure, D Flores, 115	5-1
1136	Papa Luke, C Nakatani, 121	15-1
	Don't Forget, L Pincay Jr, 115	8-1
1119	Warum Nicht, R Jaime, X114	20-1
5360	City Livin, G Stevens, 115	6-1
4531	Color Me Matt C, B Blanc, 121	10-1
(9658)	Captian Bell, T Baze, 123	3-1

Don't Forget — Live comebacker with Laffit in twilight card's most wide-open heat.

Captian Bell — Easy maiden victor looks for promotion in starter allowance dash.

Cool Composure — Can fire fresh for Cerin.

SEVENTH RACE. 7 Furlongs. Purse \$50,000. Allowance. 3 year olds & up.

1024	Weinhard, I Puglisi, 121	12-1
(1143)	Power Wing, J Garcia, 121	10-1
1099	Savior, B Blanc, 123	6-1
3341	Toqueville, G Stevens, 123	3-1
9602	Yazzerro (Arg), C Nakatani, 123	8-1
(1008)	Retired Habit, L Pincay Jr, 123	2-1
(1010)	Disguys Dalimit, G Gomez, 123	5-2

Retired Habit — Fast sprinter won smartly opening night last month; looks like repeater for Matlow.

Toqueville — Classy Neil Drysdale comebacker last seen hooking into top 3-year-olds.

Yazzerro — Factors as stretch threat.

EIGHTH RACE. 7 Furlongs. Purse \$19,000. Fillies & mares, 3 year olds & up. Claiming prices \$32,000-\$28,000.

9693	Answerback, I Puglisi, 117	10-1
1122	Tricky Mackee, T Jauregui, 115	10-1
1126	Lady Rial, O Berrio, 117	8-1
1122	Vigorous Choice, C Nakatani, 121	15-1
1044	Candita, A Solis, 117	20-1
	Broke In Blairsden, L Pincay Jr, 117	8-1
9683	Stopyourtwining, E Delahoussaye, 117	4-1
1044	Kissing Cobra, J Valdivia Jr, 117	6-1
1081	No Smoochin, F Valenzuela, 117	3-1
1044	Skyler's Girl, B Blanc, 117	12-1

Stopyourtwining — Late kicker was flattered when Kona Queen won a starter allowance easily last week.

Broke In Blairsden — Sneaky new face for Doug O'Neill.

No Smoochin — Dropped into a maiden claimer last race and found proper plateau

Best Bet — Retired Habit (7th)

Best Price Bet — Don't Forget (6th)

We need no more reason for win-only bettors to pass the first race than to see that the less than even odds favorite was black-typed in the DRF consensus. But how often do we see a \$17.60 **Place** payoff in a five horse field? In the 3rd - the winner STORM SAGA is 8-1, Weinbaum, no mention by DRF. Why did it go off at odds of 11.8-1?

In the 4th, the two "experts" both agree on the favorite but the DRF shows the \$15.20 winner 2nd.

In the 5th race both sources agree on the favorite, SPEED OF THOUGHT. It places. The \$17 winner, DUE AT DAWN, is 3rd rank by Weinbaum, not in the DRF top 3. 6th race, CAPTAIN BELL, \$13.80 is the favorite by Weinbaum's prediction; no mention in the DRF top 3.

7th: Both agree on the favorite. It places. The \$11.80 winner ranks 2nd on the Weinbaum lines. No mention DRF. In the 8th, roles are reversed. The DRF has the \$12 winner on top. Weinbaum says 8-1.

There will be some reading this who'll wonder, "What's the trick." My suggested answer: *Always look at two different sources for prediction lines.* For those who download and don't get the DRF consensus in your newspaper, consult the ML from your download, it's the one from the track handicapper.

I get a lot of calls and e-mail asking for "rule" oriented guidelines on how to pass. I've consulted with many winners on this subject. They agree that it is something that comes from "feel." For most this will come with practice. For others, I strongly suggest reading this article several time, digesting the result charts and the use of two sources for predictions and odds lines. Practice with this kind of data. Passing races and spotting value will be far easier.

Anyone failing to discount favorites when two sources and, probably your Tier Levels agree, is overlooking a potential pass situation. The same goes for overly horses that are rated higher by one source and discounted by the other. This lack of harmony is often the key to entering a paceline for horses you may have overlooked.

For those saying that SoCal and New York tracks produce nothing but winning favorites, here are some more results from this same week at Hollywood.

Results of Sunday, May 27, at Hollywood Park, Inglewood. Day 29 of a 66-day thoroughbred meeting.

1242 — FIRST RACE. 6 Furlongs Purse \$11,000. 4 year olds & up. Claiming price \$8,000.

Horse and Jockey	PP	1/4	1/2	Str.	Fin.	To\$1
Churchland (GB), Baze	4	3 1/2	1 1/2	1 1/2	1 1/2	2.60
Crimson Policy, Noguez	6	5 1/2	2 1/2	4 1/2	2 1/2	14.80
Candelotto, Pedrosa	2	2 1/2	2 1/2	2 1/2	3 1/2	3.70
Destiny's Venture, Enriq	7	6 1/2	4 1/2	3 1/2	4 1/2	2.20
Kelly's Reward, Garcia	1	1 1/2	3 1/2	5 1/2	5 1/2	3.10
Bully's South, Jaime	3	7	7	7	6 1/2	13.90
Bold N Brawny, Rod.	5	4 1/2	6 1/2	6 1/2	7	46.20

4—Churchland (GB)	7.20	4.60	3.00
6—Crimson Policy	10.80	4.60	3.20
2—Candelotto			

Time—0:22.20, 0:45.41, 0:57.96, 1:11.18. Cloudy Fast.
Winner — b.h.7 Kylian-Tarsa Tr-Jeff Mullins Own-Behind The Mask Stables or Robinson or Wilson
\$1 Exacta (4-6) Paid \$36.70; \$1 Trifecta (4-6-2) Paid \$141.50; \$2 Quinella (4-6) Paid \$49.60

1243 — SECOND RACE. 6 Furlongs Purse \$50,000. Allowance. 3 year olds & up, Cal-breds.

Horse and Jockey	PP	1/4	1/2	Str.	Fin.	To\$1
Somewhat Chilly, Atkin	3	1 1/2	1 1/2	1 1/2	1 1/2	33.00
Ex Federali, Espinoza	2	2 1/2	2 1/2	2 1/2	3 1/2	0.30
Pride Of The Group, Baze	4	3 1/2	2 1/2	5 1/2	3 1/2	21.20
Corsair's Bounty, Rod.	6	4 1/2	4 1/2	4 1/2	4 1/2	4.90
R Meadow Luck, Gomez	7	7	6 1/2	5 1/2	5 1/2	10.60
Cowboy Ballad, Enriquez	5	6 1/2	7	6 1/2	6 1/2	30.00
Driven Force, Stevens	1	5 1/2	5 1/2	7	7	10.70

3—Somewhat Chilly	68.00	10.60	4.20
2—Ex Federali			2.10
4—Pride Of The Group			3.40

Time—0:22.18, 0:44.97, 0:56.84, 1:09.32. Cloudy Fast.
Winner — b.g.3 Eighty Below Zero-Ms. Something Tr-Leonard M Duncan Own-Double Bar 5 Ranch LLC
\$2 Double (4/3) Paid \$242.80; \$1 Exacta (3-2) Paid \$50.50; \$1 Tri (3-2-4) Paid \$424.30; \$2 Quin (2-3) Paid \$28.60

1244 — THIRD RACE. 1 Mile Turf Purse \$62,000. Allowance. 4 year olds & up.

Horse and Jockey	PP	1/4	1/2	Str.	Fin.	To\$1
Sardaukar (GB), D'saye	1	4 1/2	4 1/2	3 1/2	1 1/2	3.90
Quianlong, Solis	4	6	6	5 1/2	2 1/2	1.80
Kaibo (GB), Gomez	6	3 1/2	3 1/2	1 1/2	3 1/2	3.00
Negociateur (Fr), Nak.	5	5 1/2	5 1/2	4 1/2	4 1/2	4.80
Penamacor (Chi), Flores	2	1 1/2	2 1/2	2 1/2	5 1/2	4.30
Taylorman (NZ), Valdivia	3	2 1/2	1 1/2	6	6	51.50

1—Sardaukar (GB)	9.80	3.80	2.60
4—Quianlong			3.00
6—Kaibo (GB)			2.40

Time—0:24.17, 0:48.28, 1:11.98, 1:35.72. Cloudy Firm.
Winner — b.h.5 Royal Academy-En Public Tr-Julio Canani Own-Allred & Hubbard
\$2 Double (3/1) Paid \$174.00; \$1 Exacta (1-4) Paid \$14.00; \$1 Trifecta (1-4-6) Paid \$31.40; \$1 Pick Three (4/3/1) Paid \$457.40; \$2 Quinella (1-4) Paid \$11.60

1245 — FOURTH RACE. 5 Furlongs Purse \$45,000. Maiden. 2 year olds, Cal-breds.

Horse and Jockey	PP	3/16	1/2	Str.	Fin.	To\$1
Sparklespeed, Enriquez	4	1 1/2	1 1/2	1 1/2	1 1/2	8.50
Flair And Square, Baze	7	2 1/2	2 1/2	2 1/2	2 1/2	4.10
Sharper Too, Espinoza	8	3 1/2	3 1/2	4 1/2	3 1/2	6.30
Never Phoney, Gomez	2	4 1/2	4 1/2	3 1/2	4 1/2	10.10
Willy's Way, D'saye	3	5 1/2	7 1/2	7 1/2	5 1/2	6.80
Sheersox, Flores	1	7 1/2	6 1/2	5 1/2	6 1/2	10.20
Proud Alvin, Almeida	6	6 1/2	5 1/2	6 1/2	7 1/2	24.90
Fleet Street Jack, Solis	5	8	8	8	8	1.40

4—Sparklespeed	19.00	9.00	5.20
7—Flair And Square			5.40
8—Sharper Too			4.40

Time—0:22.67, 0:46.42, 0:59.05. Cloudy Fast. Winner — b.c.2 Basic Rate-Glitter of Sun Tr-Leigh Ann Howard Own-Dow, McDonald & Walker et al
\$2 Double (1/4) Paid \$96.20; \$1 Exacta (4-7) Paid \$47.30; \$1 Trifecta (4-7-8) Paid \$284.40; \$1 Pick Three (3/4) Paid \$1,262.00; \$2 Quinella (4-7) Paid \$40.00

1246 — FIFTH RACE. 5 1/2 Furlongs Turf Purse \$38,000. 4 s & up. Claiming prices \$50,000-45,000.

Horse and Jockey	PP	1/4	1/2	Str.	Fin.	To\$1
Islander, Solis	12	3 3/4	2 1/2	1 1/2	1 1/2	4.00
Diamant (Arg), Nakatani	2	5 1/2	5 1/2	2 1/2	2 1/2	12.00
Gypsiesinthe palace, Ped.	7	4 1/2	4 1/2	4 1/2	3 1/2	8.90
Sarigor (Ire), Enriquez	1	12	10 1/2	8 1/2	4 1/2	5.90
Zippersup, Baze	8	8 1/2	8 1/2	10 1/2	5 1/2	10.40
Bodyguard (GB), Espin.	5	10 1/2	9 1/2	6 1/2	6 1/2	2.10
Starship, Valdivia	4	6 1/2	6 1/2	7 1/2	7 1/2	44.90
Parimac, Smith	11	7 1/2	7 1/2	9 1/2	8 1/2	67.50
Oh Jazzy Day, Garcia	3	2 1/2	3 1/2	3 1/2	9 1/2	20.80
Colonial Warrior, McCar.	10	9 1/2	11 1/2	11 1/2	10 1/2	7.50
Champag'Dawn, Flores	6	1 1/2	1 1/2	5 1/2	11 1/2	24.10
LastMangolnparis, Blanc	9	11 1/2	12	12	12	52.70

12—Islander	10.00	6.60	4.80
2—Diamant (Arg)			12.60
7—Gypsiesinthe palace			6.40

Time—0:22.16, 0:44.54, 0:56.64, 1:02.99. Cloudy Firm.
Winner — ch.h.6 Rubiano-Quip Mask Tr-Ruben Cardenas Own-Stephen A Weeks
\$2 Double (4/12) Paid \$90.60; \$1 Exacta (12-2) Paid \$60.90; \$1 Trifecta (12-2-7) Paid \$539.90; \$1 Pick Three (1/4/12) Paid \$175.40; \$2 Quinella (12-2) Paid \$76.40

1247 — SIXTH RACE. 6 Furlongs Purse \$21,000. 3 year olds & up, Cal-breds. Claiming prices \$40,000-35,000.

Horse and Jockey	PP	1/4	1/2	Str.	Fin.	To\$1
Laser Con, Baze	10	3 1/2	2 1/2	1 1/2	1 1/2	0.70
Lift Off, Smith	4	9 1/2	9 1/2	5 1/2	2 1/2	33.20
Thetford Chase, Rod.	2	5 1/2	4 1/2	3 1/2	3 1/2	22.20
Red Dawn, Almeida	1	1 1/2	1 1/2	2 1/2	4 1/2	33.80
Beanybaggybaby, Gar.	11	7 1/2	8 1/2	4 1/2	5 1/2	7.40
Golden Decree, Puglisi	9	11 1/2	11 1/2	10 1/2	6 1/2	9.50
Banquero, Jaime	3	12	12	11 1/2	7 1/2	104.50
Water Czar, Flores	7	8 1/2	7 1/2	6 1/2	8 1/2	7.20
King Fjord, Jauregui	5	6 1/2	6 1/2	7 1/2	9 1/2	12.00
High Bounty, Valdivia	6	10 1/2	10 1/2	12	10 1/2	34.20
Gato Prieto, Espinoza	12	4 1/2	5 1/2	9 1/2	11 1/2	34.50
See Mister Cee, Enriquez	8	2 1/2	3 1/2	8 1/2	12	50.00

Scratched — Era Of Chanago, Heightened Interest, Juan Gordito

10—Laser Con	3.40	2.80	2.60
4—Lift Off			15.40
2—Thetford Chase			7.20

Time—0:21.94, 0:45.54, 0:58.25, 1:11.74. Cloudy Fast.
Winner — db.c.3 Restless Con-Vackra Maj Tr-Grant Hofmans Own-Tailwind Racing Inc
\$2 Double (12/10) Paid \$18.00; \$1 Exacta (10-4) Paid \$38.80; \$1 Trifecta (10-4-2) Paid \$293.70; \$1 Pick Three (4/12/10) Paid \$105.30; \$2 Quinella (4-10) Paid \$54.60; \$1 Superfecta (10-4-2-1) Paid \$83,742.20

1248 — SEVENTH RACE. 1 1/16 Turf Purse \$52,000. Allowance. 3 year olds.

Horse and Jockey	PP	1/4	1/2	Str.	Fin.	To\$1
Fleetst'Dancer, Blanc	5	3 1/2	2 1/2	1 1/2	1 1/2	2.40
Dancing Master, Espin.	7	4 1/2	5 1/2	3 1/2	3 1/2	19.30
Take My Note, D'saye	8	8 1/2	7 1/2	6 1/2	3 1/2	6.90
Euribor (Ire), Solis	6	6 1/2	6 1/2	5 1/2	4 1/2	2.30
Jordi Moi, Valdivia	3	5 1/2	4 1/2	4 1/2	5 1/2	35.40
Al Ghazi, Gomez	10	10	9 1/2	7 1/2	6 1/2	11.50
Heisman, Baze	1	1 1/2	1 1/2	2 1/2	7 1/2	28.00
Mr. Joe C. Nakatani	2	9 1/2	10	8 1/2	6 1/2	5.00
Spycat, McCarron	9	2 1/2	3 1/2	9 1/2	9 1/2	8.60
Trem's Scholar, Jaime	4	7 1/2	8 1/2	10	10	150.60

5—Fleetstreet Dancer	6.80	4.20	3.00
7—Dancing Master (Ire)			16.80
8—Take My Note			4.60

Time—0:23.77, 0:47.90, 1:11.97, 1:36.24, 1:42.47.
Cloudy Firm. Winner — dbb.c.3 Smart Strike-Street Ballet Tr-TR Bell II Own-Betty or Robert Irvin
\$2 Double (10/5) Paid \$8.40; \$1 Exacta (5-7) Paid \$37.50; \$1 Trifecta (5-7-8) Paid \$257.60; \$1 Pick Three (12/10/5) Paid \$23.90; \$2 Quinella (5-7) Paid \$51.60

1249 — EIGHTH RACE. 6 Furlongs. \$107,300 Los Angeles Handicap (Grade III). 3 year olds & up.

Horse and Jockey	PP	1/4	1/2	Str.	Fin.	To\$1
Caller One, Nakatani	1	2 1/2	1 1/2	1 1/2	1 1/2	0.60
Stormy Jack, Espinoza	6	6	5 1/2	2 1/2	2 1/2	3.50
Rapidough, McCarron	2	5 1/2	6	5 1/2	3 1/2	25.30
Gibson County, Flores	3	4 1/2	4 1/2	4 1/2	4 1/2	10.50
Freespool, Enriquez	4	11	2 1/2	3 1/2	5 1/2	3.80
Mateka (Fr), Solis	5	3 1/2	3 1/2	6	6	25.70

Scratched — Lake William			
1—Caller One	3.20	2.20	2.10
6—Stormy Jack			2.60
2—Rapidough			2.10

Time—0:21.52, 0:43.79, 0:55.71, 1:08.35. Cloudy Fast.
Winner — b.g.4 Phone Trick-Baltic Sea Tr-James K Chapman Own-Chapman or McArthur
\$2 Double (5/1) Paid \$10.00; \$1 Exacta (1-6) Paid \$4.30; \$1 Trifecta (1-6-2) Paid \$25.60; \$1 Pick Three (10/5/1.7) Paid \$6.30; \$2 Quinella (1-6) Paid \$5.20

1250 — NINTH RACE. 1 Mile Turf Purse \$47,000. Maiden. Fillies, mares, 3 year olds & up.

Horse and Jockey	PP	1/4	1/2	Str.	Fin.	To\$1
Gin Running, Blanc	6	6 1/2	6 1/2	2 1/2	1 1/2	1.40
Torch Singer, Solis	10	9 1/2	10 1/2	5 1/2	2 1/2	20.40
Dynamistic, Almeida	8	10 1/2	9 1/2	6 1/2	3 1/2	30.60
OurMt.OfLove, Espin.	3	3 1/2	3 1/2	1 1/2	4 1/2	80.80
JB's Dream, McCarron	11	4 1/2	4 1/2	3 1/2	5 1/2	13.20
ThunderSerenade, Vald.	7	5 1/2	5 1/2	4 1/2	6 1/2	9.60
River Of Truth, Flores	12	8 1/2	8 1/2	9 1/2	7 1/2	19.50
Tsuyu, Nakatani	2	2 1/2	2 1/2	7 1/2	8 1/2	7.50
Hasnael Reef, Gomez	5	11 1/2	11 1/2	10 1/2	8 1/2	8.20
Summer Walk, Baze	4	1 1/2	1 1/2	8 1/2	10 1/2	56.20
DiscovBeautyStein,	1	7 1/2	7 1/2	11	11	38.20
Angel Amy, Smith	9	12	PU	dnf	dnf	3.70

PU—pulled up
Scratched — Coed Beauty, Kilauea Girl, Our Kylea, Tropical Blossom

6—Gin Running	4.80	3.20	2.80
10—Torch Singer			11.20
8—Dynamistic			9.00

Time—0:23.08, 0:46.45, 1:11.91, 1:36.85. Cloudy Firm.
Winner — b.f.4 Go For Gin-Crafty and Evil Tr-Richard Mandella Own-Diamond A Racing Corp

One huge overlay, 5 of 9 races with acceptable win odds. The 7th race only for 60/40 bettors. Only 4 races won by low odds favorites. But, this a very Important but:

The Place horses in three of those four races paid: \$15.40, \$16.80 and \$11.20. Had these horses been bet One unit to win, two units to place, the payoff would be double those mutuels; cost three units.

Those failing to note the frequent "Power of Place," often tell me they can't afford "backup" bets. On most days, failing to note Place profit potential is something they *can't* afford to ignore. There are many roads to profitable money management to skin the profit cat. You won't find them in books or articles that endorse only the author's way. It must be the way that you can live with without anxiety. The true "Money Secrets at the Racetrack," we all learned in the third grade. Add up the cost and subtract it from the total. If the number is consistently negative, alter your wagering procedure to a more positive one.

This is why I suggested 60/40 betting to clients as far back as 1982. Wagercapping for "Value" is for those who can spot value when they see it, make bets accordingly, or pass.

For a Method to be user profitable it has to also be flexible and subscribe fully to the needs of its users. Value betting is optimal. However, like the majority of those wagering on horse races, many clients still suffer wagering anxiety. If this describes you, don't try following optimal procedures until you master the basics. Relax and learn while you play it safe.

This applies to money management **and** readout interpretation. Why some clients persist in "trying" to win with readouts they don't fully comprehend is easy for me to understand but hard to endure; both for them and myself. Failing to keep records, functioning with no strict discipline and not using cognitive powers or proper decision making, are all tantamount to failure.

These failures have marked **horse players** throughout the history of horse race betting. It has been more prevalent since the advent of pari-mutuel wagering. This is ironic because under this system payoffs are determined by the, "players" who lose since, like horses, are a herd breed. Those who love horses and resent a negative comparison, sheep are also herd animals. Remember the biblical parable about sheep and the favoritism shown — **NOT** to those that stayed in the flock — but to "Those that went astray."

Staying with the herd and accepting the outdated rules of conventional wisdom is to accept the fact that the herd loses. Time to leave the herd, go astray and win at a profit by whatever means produces profit.

An Important Answer

The answer to this direct and pertinent question may be of help to many who don't know what records to keep. Here's the question as asked by a longtime client getting ready to advance to Validator 2.

Dear Doc,

I want to get off on the right start with (Val 2). So please help me to do so. Doc, please inform me what records, if any, I should keep now. Thank you for your kindness and generosity through the years. I have decided to join the ranks of winners.

There are records to keep on paper that require you to write in some figures. There are those that only require saving some pertinent printouts. There are records that some may be able to keep in their head by merely accurately assessing and remembering various observations. The operant word here is **accurately**.

First and foremost, keep a written, ongoing Wagering Record. It is **vital** that each individual know from which Tier(s) your Overlays most often come and which produce the acceptable lower paying winners. This is important whether you Wagercap 50/50 or accept lower paying winners and bet 60/40, or even 70/30.

I might also strongly suggest that you make a lot of photocopies. For those making Exacta bets, the Place records are equally vital. By **Place**, I mean the **actual Place horse**, not the winner that also places. This will help those who now refuse to make place bets on high odds contenders but do make Exacta wagers.

As Eric Penicka and dozens of Follow Up articles have affirmed, Winners and Place horses do not have the same Tier Level Profile. This confirms my often stated phrase: "**The horse second most likely to win is not the horse first most likely to place.**" That only happens from 22 to 27% of the time. When it does, the Exacta usually pays very little.

Anyone who makes exacta wagers should focus as much on where Place horses appear on readouts as they do Winners. One of the tragic oversights in handicapping literature is a failure to explore the elements that most often produce Place horses. Many writers have accepted my Counter-Energy concept. Unfortunately they never explain *how* we determine Counter-Energy. They use "lengths," not Energy Expenditure. So keep a record of from what Tiers acceptably priced winners appear and a **separate chart** showing where the Place horse appears in the same race where you had the winner.

For you to photocopy and use

WIN

PACE LAUNCHER ~ SYNTHESIS ~ VALIDATOR V/DC WAGERING DECISION FORM

RACE	#1 BL/BL or V/DC		#2 BL/BL or V/DC		#3 BL/BL or V/DC		#4 BL/BL or V/DC		MY BETS	
	\$\$\$	BAL	\$\$\$	BAL	\$\$\$	BAL	\$\$\$	BAL	# 1 &	# 2
1	\$									
2	\$									
3	\$									
4	\$									
5	\$									
6	\$									
7	\$									
8	\$									
9	\$									
10	\$									
11	\$									
12	\$									
13	\$									
14	\$									
15	\$									
16	\$									
17	\$									
18	\$									
19	\$									
20	\$									

SUMMARY BL/BL TIER LEVELS OR VALIDATOR V/DC RANKING

#1	#2	#3	#4
# WINS _____	# WINS _____	# WINS _____	# WINS _____
AVE MUTUEL _____	AVE MUTUEL _____	AVE MUTUEL _____	AVE MUTUEL _____
AVE BAL. _____	AVE BAL. _____	AVE BAL. _____	AVE BAL. _____
COMMENTS _____			

For you to photocopy and use

PLACE

PACE LAUNCHER ~ SYNTHESIS ~ VALIDATOR V/DC WAGERING DECISION FORM

RACE	#1 BL/BL or V/DC		#2 BL/BL or V/DC		#3 BL/BL or V/DC		#4 BL/BL or V/DC		MY BETS	
	\$\$\$	BAL	\$\$\$	BAL	\$\$\$	BAL	\$\$\$	BAL	# 1 & # 2	
1	\$									
2	\$									
3	\$									
4	\$									
5	\$									
6	\$									
7	\$									
8	\$									
9	\$									
10	\$									
11	\$									
12	\$									
13	\$									
14	\$									
15	\$									
16	\$									
17	\$									
18	\$									
19	\$									
20	\$									

SUMMARY BL/BL TIER LEVELS OR VALIDATOR V/DC RANKING

#1	#2	#3	#4
# WINS _____	# WINS _____	# WINS _____	# WINS _____
AVE MUTUEL _____	AVE MUTUEL _____	AVE MUTUEL _____	AVE MUTUEL _____
AVE BAL. _____	AVE BAL. _____	AVE BAL. _____	AVE BAL. _____
COMMENTS _____			

Note that this newer form differs from the original. With Synthesis you were asked to note which corollaries determined your Win-Place decisions. Now it says, **My Bets**. The difference is important since it helps you determine whether or not your betting patterns are in harmony with Tier levels producing both Overlays and acceptable lower paying mutuels. Keeping such records cannot help but convince those whose wagers do not jibe with Tier levels.

Failure to keep full written records that clearly show from which Tier(s) your Win and Place horses most often appear, can be quite disastrous to your profits. Many clients *think* they remember Win and Place Tier levels for shorter and longer priced winners, but often these are the kind of memories that are stimulated by *emotional* memory, good or bad, that doesn't reflect reality.

As an adjunct to these Tier Level win, place records, keep a daily file, By Distance and Surface of the Early-Late Graph. This is tool that only **we** possess. Much has been written in Vox Pop about their power, especially for hitting Long Shots.

I get a lot of these filled out and photocopied from winning clients; very few from non winners. That should tell you something.

Great for a conceptual understanding of the Sartin Methodology ...

3 Video set - \$99.00

5 Audio set - \$60.00

Video #1/Audio #1
PROCEDURE and CONCEPT
with Workbook

Video #2/Audio #2 (2 audio tapes)
WINNING Step-by-Step
with Workbook

Video #3/Audio #3 (2 audio tapes)
THE PSYCHOLOGY OF WINNING
with Workbook

The Audio set contains the same information as the Video set.

Workbooks for both Video and Audio set are identical

Still good after all these years... SARTIN MANUALS AVAILABLE

THE 55% SOLUTION: Key to Exacta Profits \$32.00

A dynamic treatise on how to win exotics

THE PSYCHOLOGY OF WINNING \$25.00

Dr. Sartin's celebrated treatise on the subject that is 80% of winning.

CHAOS MANUAL \$25.00

An in depth study of Chaos theory applied to handicapping

California Residents add 7.5% sales tax

Interesting Tid-Bits

Seeing this item in the newspaper made me delve further. Based on actual facts, this purse cutting move will soon be challenged by owners and trainers. A 4 day average handle of over \$9,500,000 per day, one Sunday included, is a consummation devoutly to be wished by any other track anywhere.

Hollywood Park trims purses

FROM NEWS SERVICES

Purses at Hollywood Park will be reduced by 3.8 percent for the rest of the spring-summer meeting that runs through July 16, the Inglewood track announced.

Track management said a sluggish economy and the California energy crisis were to blame for the cut.

Hollywood park was forced to move its Friday night programs to the late afternoon because of concerns about wasting energy by using too many lights.

Here are attendance mutuel handle figures for four days at Hollywood Park. The first two are for midweek days, the third a Friday. At the bottom, Sunday same week:

On-Track attendance: 4,484. On-Track handle: \$1,287,842; Inter-Track attendance: 7,629. Inter-Track handle: \$2,816,202; Out of State handle: \$2,773,942; TOTAL attendance: 12,113. TOTAL handle: \$6,877,986.

On-Track attendance: 4,669. On-Track handle: \$1,079,899.
Inter-Track attendance: 6,905. Inter-Track handle: \$2,354,588.
Out of State attendance: N/A. Out of State handle: \$2,861,080.
TOTAL attendance: 11,574. TOTAL handle: \$6,295,567.

On-Track attendance: 8,413. On-Track handle: \$2,083,572. Inter-Track attendance: 12,181. Inter-Track handle: \$4,557,088. Out of State attendance: N/A. Out of State handle: \$4,595,281. TOTAL attendance: 20,594. TOTAL handle: \$11,235,941.

On-Track attendance: 10,293. On-Track handle: \$2,774,168. Inter-Track attendance: 13,523. Inter-Track handle: \$5,208,801. Out of State attendance: N/A. Out of State handle: \$4,972,382. TOTAL attendance: 23,816. TOTAL handle: \$12,955,351.

Dividing total handle by total attendance, we get about \$540. If you don't put over \$500 through the mutuels every day, don't fret. The average "punter" bets from a starting bankroll of around \$140. More serious handicappers work with an average bank of \$500. Plungers, who knows? Perhaps as much as several thousand.

On Sunday both attendance and total handle rises considerably. The amount of individual wagering revolving through the mutuels remains static: \$543.00

The overall average, around \$540 during any given day. It appears that players, serious handicappers and plungers alike, will win some, lose some. Their initial bank and winnings revolve through the pari-mutuel system finally adding up to a mass average of \$540 — at major tracks. Looking at Remington in OK City, I see an average of less than \$200.

Extrapolating from the Hollywood Park figures we can assume that at some point, "average" bettor enjoyed some winning bets that were recycled through the system. If "average" goes home with his/her initial bank, it's break even. Less, it's a loss. More, a winner.

Arriving with \$140 and building it to \$540, suggests leaving before giving it all back. I always do but many stay 'til the bitter end.

Hence, a constant North America statistic. On any given day: 5% win, 20% break about even. 75% lose money to the winners.

Back Issues of

THE FOLLOW UP

you should have...

Issue 68, 69 and 70 ~ *Exploring TODAY'S realities in Handicapping Success and how they differ from the past.*

Issue 71, 72 and 73 ~ *An objective testing of our Bottom Line/Betting Line with real money by Mark Cramer.*

Issue 74 ~ *First of the Cracking the Corollary Code series, Art & Science of Passing Races*

Issue 75 ~ **WAGERCAPPING** issue

Issue 76 ~ **WAGERCAPPING** pt 2 - *Diagnostics, Prognosis & Treatment*

Issue 77 ~ **THE VALIDATOR** includes the *White Paper* by Dr. Sartin

Issue 78 ~ *1999 Holiday Issue - More on the Validator*

Issue 79 ~ **Y2K + MORE PROFIT**

Issue 80 ~ *Do YOU Truly WANT to WIN?*

Issue 81 ~ *Here's to the WINNERS*

Issue 82 ~ *Probability Convergence: The New Science*

Issue 83 ~ *Validator 2 NOW, Testing Validator 2, Successful Wagercapping, Betting by Example*

Issue 84 ~ *Optimal Use of Validator 2 Paceline Indicator, Contender Selection - The Correct Five*

Issue 85 ~ *Probability Convergence pt 2 , Handicapping the Economy, Winning Easy! by Eric Penicka*

Issue 86 ~ *Winning By Instruction - includes STEP BY STEP for ALL advanced programs*

\$12.50 each - CA residents add 7.5% sales tax.

For a full list of available back issues, call or write and we'll send you a list

VOX POPULI

The Clients Speak

Hello Sartin Family:

I have a cycle of 22 races to report. I went to Keeneland on Lexington Stakes day, Churchill on KY Derby day and wagercapped the last half of the Oaks card.

My results: 22 races - 3 passes - 9 wins - 2 place bet wins - bet \$440 - won \$791

I believe the roi was 1.8.

My profits were greater from exotic play. This is a fantastic result for me (I had 2 taxable wins). Ironically, these are the 1st live bets I've placed a Vegas trip in early January. I have been working long hours on a business startup and found Follow Up 86 intriguing w/ the story of the gent who lost his job. My feeling has been I need to fully concentrate on the startup. Perhaps I should allow time to grow my wagercapping skills now instead of waiting a few more months.

My stress level over the past 15 months has been extremely high for me because of a situation... I was let go w/ a group of 500 others despite being on 100% commission if you can believe that!

If I can give full focus on wagercapping for a short time each day, I may start consistent playing now. I could not agree w/ you more on the need for full attention.

... I appreciate the support and will keep in closer touch.

My sincere thanks,

R.C., Ohio

2 days later, R.C. wrote back to say:

After I wrote to you Tuesday, I decided to do cards daily in spite of my work schedule. If I saw my focus was true, I would begin daily wagercapping... Well, if I needed any more motivation, the 3rd race yesterday at Churchill produced a \$91 winner who tiered 2nd on v/dc!

DOC COMMENTS: We add a 1 to your 1.8. So it's 2.80. That's 80% profit on every dollar invested.

Before the Derby DF emailed:

Hi everyone....pass to the "Doc" please:

Hello...hope this finds you in great health. Just finished H/C the Derby...and as always think of you.

My final three for tomorrow are 8, 16 and 2. Thin the favorite is too weak...

So, if I've done as you've instructed the odds should be in my favor... I'll bet the best two or may even dutch all three.

D.F., Washington

DOC COMMENTS: He used the Florida Derby races, not the Wood. He hid, as did most who won, the favorite that Tiered 4 or 5. He got rid of all Early horses that Tiered badly in LPP - just as it says in so many Follow Ups.

After the Derby DF emailed:

Hi Doc:

What a day...was nice to have winner...but 'thought' I had the exacta too...boxed the 2/8/16...and at the finish looked like I had it...oh well...still made out on the winner.

D.F., Washington

Greetings, Howard

Just want to drop you a quick line to say thanks. Had the Derby winner again this year. Had Monarchos 2nd Tiered on V/DC. Was not able to get the Place horse (Invisible Ink) in the top five. I guess some things you can't explain.

I had the 4 horse Thunder blitz come out Tiered #1 on V/DC off last race which was a grade three at 9 furlongs. Did any other readouts from other clients have this same horse? Just want to make sure I selected comparable paceline. The last two months my ROI has ave. 2.87. I have so much confidence in my wagercapping that I feel I can extract a profit for pari-mutuel wagering any time I feel like it.

Thank you,
P.L., California

DOC COMMENTS: Congratulations. More got the winner 3rd Tier - Next year confine you contenders to Grade 1 or 2 Winners and Placers.

Dr. Sartin,

Enclosed you'll find 3 Wager Decision forms...All 3 are profitable. Yesterday I really got chewed up and was surprised to find that I'd made 20% for the day. As soon as I get 3 more WDF's finished I'll send them in.

H.H., Canada

DOC COMMENTS: I'm often surprised when I perceive a day as being bad but show a 20% profit. Keeping records can help both cognition and profit levels.

Dear Dr. Sartin,

Thank you, ...I am doing so well with the Validator 2 that I'm going to take a vacation for the first time in 6 years! You people are just phenomenal.
W.W., Florida

Dear Dr. Sartin,

I am new to the Methodology and I am bound and determined to get this right! Please let me know what records I should keep. I have never been good at record keeping and I guess it is one of the keys to my success at handicapping.

Thank you,
C.R., New York

DOC COMMENTS: Use the Wagering Decision Forms (included in this issue). It is imperative that we all know from which Tiers our winners are coming. This applies to both low and high paying winners. Exacta bettors need a form for Place as well. All other records are secondary to this one because it tells us which horses to bet for maximum profit.

Hello Mary Jr

Hope everyone is fine and in good health. Mary, I hit a 11.20 horse at Lone Star Park Saturday the 7th race. Didn't have the place horse. It was the second favorite. 1237.2 exacta.

Started the day with 85 dollars and left with 527 dollars. Then went Sunday - hit several races, but the last race, the two horses I liked over 25 to 1 each. Bet 20 to win on both, got the 58.80 winner. Missed the 232 dollar exacta. Boxed the wrong three of my final 4 ... it happens.

So far this year, 3 IRS tickets total about 3500 dollars. My 2nd best year at Lone Star Park. Again, thank you all,
C.K., Texas

Doc, et al:

Thanx for another great Follow Up (86).

I especially enjoyed the beautiful advise on the Psychology of Winning, page 28, with the last line being the real 'kicker'. "To atone for this self-absorption, give more to charity." Winners and non-winners alike who do not believe that this is some serious, practical advice need to take a second and a third look. And keep on reading it over and over until they get it.

Anyone who feels the least twinge about investing at the races or taking other peoples money will do a whole lot better by giving more of their winnings to charity. Win more! Give more!

All the best,
P.B., California



STEP BY STEP... PACE LAUNCHER 4

ALSO APPLIES TO **SYNTHESIS**

While specific to Pace Launcher 4, the material in this article is valuable no matter what program you're using.

Since the last issue of the Follow Up, I've had a number of calls asking about the optimal use of Pace Launcher 4 and Synthesis. All these calls came from newcomers to the Methodology and, more importantly, only have the most recent issues of The Follow Up.

Until I re-read the manuals and listened to the audio tape covering these programs, I had no idea how important certain Follow Up back issues were to properly understand and utilize the power of any program preceding The Validator.

The original manuals actually used the DRF. Downloading was from Bris. The audio tape converted most users to TrackMaster. In so doing the F-2 function had to be user activated in order to get the Adjusted, Normalized and Equalized lines. This alone contributed to many losses that were totally unnecessary.

It also gave credence to those who felt they were superior "Handicappers" and would not accept the now proven fact that the Adjusted, Normalized and Equalized lines are far more predictive.

Then there was the readout that, even when using the TrackMaster download lines, stood between users and success more than any other readout in the lifetime of the Methodology: PR.

This was not a Sartin readout but one from TrackMaster itself. In their in-house handicapping philosophy, PR may have some significance. But not in ours, absolutely none. The problem is that it was the last number on the selection line. This left the impression it was the most vital. It came after the SR, so most thought it was more indicative. I had it taken out entirely in later versions of Synthesis and completely out of Validator. The caller I worked with today, was using it in preference over SR because it was the final number on that decision readout.

Since he is a newcomer, who could blame him? **Scratch PR from your readouts and, more importantly, from your mind!**

In reading the manuals, I must confess that those not subscribing to the Follow Up at the time, or who never purchased back issues, were at somewhat of a disadvantage. If they started with us after Issue 80 and never back ordered Issues #54 and 61 or failed to listen several times to the "Handicapping" part of the audio tape that came with the programs, confusion might reign.

The technical manual, written by Aline, was superior to the written manual for those without the Follow Up issues that demonstrated the successful use of these programs. These articles dominated virtually every issue from #54 through #75.

The chief reason that some users of Pace Launcher or Synthesis fail to achieve the success of

those who still rave about these programs, lies in their deep-seated belief that they are Good Handicappers. When I speak with them they make constant references to Post Position, Recency, Trainers, Jockeys, Track Bias, as though bias was not subject to cyclic changes. Most can't begin to comprehend how a number of our readouts: ESP, SCBL and, especially the E-L Graphs, do a superior job of isolating current Bias.

Some newcomers have been handicapping for over forty years - a lot longer than I. Their ego will not allow them to alter those fixed beliefs they've relied on to lose with through those years. I say "lose" because if their win percentage was as great as their ego, they never would have joined us in the first place.

Most newcomers do not share this absorption with self-aggrandizement. They admit to being non-winners and are willing to follow directions: philosophical and mathematical.

There was a time, back in the 1980's when we stressed **CONCEPT** and **CONTEXT** almost ad nauseam. All - without exception - who have said they don't "understand" what I mean by what I say, merely failed to grasp the concept behind the Methodology before they tried using the "numbers." Later many said that after they studied our concept everything became increasingly clear.

Today, a few aspiring handicappers seem to be saying, "Never mind all that concept stuff, just tell me which readout I should use to get the most winners!" They have not been indoctrinated by the fact that, in the words of the late Huey Mahl, "we are looking at the same scenery, but from a different mountain." They insist on applying the same old contender/paceline and other Handicapping concepts and "rules" to a Methodology that denies the efficacy of those rules. Then, when they fail to win as prescribed, they blame it on the Methodology.

They go on to reveal they don't have the slightest idea of the **concept** behind the Methodology. Not even the context in which we apply or or at least redefine mainstream terminology to the specifics of our procedures. One thing for sure, they failed to read our Inquiry Package before they came in.

Had they done so, they would have realized that among many other things, we are a practice, not a business; we're not pie-in-the sky "System" sellers offering immediate success or money back if "you're not satisfied". Promising "Your Satisfaction" to a non-winning "horseplayer" is the most ludicrous sales pitch going. Satisfaction is subjective. No legitimate medical or medically related practitioner ever guarantees "cure." An M.D. can tell a patient not to eat fatty foods. Yet if the patient fails to accept this condition and has a heart attack, the physician is not to blame.

The same is true with the Methodology. If I prescribe betting two horse to win and the clients persists in betting only one and thus does not profit, he/she must shoulder the blame. If I say that avoiding recency rules, with some discretion, is the key to getting Longshots but the client clings to a 30 day rule, he/she is responsible for failing to profit.

The "Concept" of this Methodology is based on my witnessing people lose money betting the races. Determining *why* they lost was the primary reason for the Methodology. Insisting that users be "clients" not customers was the first step in researching that "Why."

I mingled with "horseplayers" with a voice-activated recorder, heard their convictions in

conversations), filled with prejudices, mythical concepts, odd superstitions and false subjective statistics.

At the same time I kept company with the most famous author-experts of the day, learning why their axioms failed to show consistent profit. It was no secret, "Horseplayers" reciting these axioms as gospel were not winning. So I catalogued alphabetically the most universally accepted concepts of the experts. I called the results of my exercise, "Mainstream Dogma." Then, through a mainframe computer at the University of California, Riverside, I entered Past Performance data from several thousand races throughout North America. First I bet one hundred and six races, applying mainstream procedures. I got a lot of short-price winners but I lost money.

Then, inspired by the late Huey Mahl, I back-tracked through the same races using multiple variations of the fractions within the race. It took many laborious hours of researching the proper "Weighting" of fractions and their compounding before I paper-bet the initial races again. Then I started on current races.

To keep it short: I won. More importantly, those non-winners who joined me also won. They would often backslide into old ways. It was then I realized that constant monitoring and follow-up supervision was required or all would regress. To succeed for 25 years meant constantly revising procedural concepts that would keep us abreast with the facts governing the winning of races that were **current** and could be translated into computer formulae. After first publication of Tom Brohamer's *Modern Pace Handicapping*, 1990, our old data and concept was proliferated so widely that they became almost mainstream and as a result produced more favorites than Overlays.

A lot of handicappers are still using our older concepts. They don't care as much for profit as they do winning races.

Through the years we produced Phase II, Phase III, Synergism, Thoromation, Synergetic Match-Up, Quad Rater, the Pace Launcher Series and, finally Validator 2. Each new program was designed to keep up with the realities of Today's racing and correcting the problems clients had with the previous program. For those willing to follow both handicapping and wagering directions, Val 2 has served clients better than any of its predecessors.

Since 1982 the greatest barrier between non-winning clients and those winning at a profit has been an inability to properly understand and interpret the readouts from programs that preceded Val 2.

That brings us to the titled subject matter of this article: A step-by-step procedure for making optimal profit from Pace Launcher and Synthesis. But I'm compelled to warn you that failing to understand and totally believe in and practice the "concept" behind the Methodology will render All instruction virtually useless.

There are several ways to perform an appendectomy, but none involve going through the foot.

It means following directions to the letter - at least until the **winning habit** is acquired. Once a client gets the habit, there are many shortcuts to success.

So for those who, for whatever reason, have not updated to Val 2, let's start fresh with a

current Step-By-Step. Mostly I'll use Pace Launcher 4 Readouts since it is the program with which some newcomers are having the most problems and contains easy to understand Synthesis readouts.

My advice has always been:

If you've thoroughly digested manuals, audio, video material and what's in the Follow Up, and still feel you don't understand certain readouts—avoid them and use what you do understand!

First, the menus for the programs so you see listed the different content of the programs.

```
----->>>> PACE LAUNCHER IV <<<<-----
----->>>>   MAIN MENU   <<<<-----

PRINTER EPSON COMPATABLE

1 = SELECT CARD
2 = CLEAN UP
3 = SET PRINTER
Q = QUIT
```

```
----->>>> PACE LAUNCHER IV <<<<-----
----->>>> PACELINES AND CALCULATIONS <<<<-----
SA0416 1 9.0 T MS 3 $48,000 PR=81 PFT=150.59

1 = CONDITIONS
2 = ENTRIES
3 = PRINT CONDITIONS AND ENTRIES
4 = PACELINES
5 = PACELINES AND DETAILS
6 = CALCULATIONS
E = PRINT EARNINGS AND FREQUENCY
O = PRINT ORIGINAL PACE LINES
Q = EXIT to RACE LIST
```

Step One: Get out your copies of Follow Up 85 & 86. Many of the screens and steps we will discuss in this article are already published and enumerated in those issues. If you have them, also re-read Follow Up 70 & 71.

Key advice for all programs: **work forward**. Don't practice on old races. Start today and move ahead. Don't try downloading results from the past at the same time you download current races. You can find yourself with a locked-up computer. In fact, I have always strongly suggested that you forget the past - start today!

If you're downloading for the first time, carefully re-read all instructions for accessing your download. Don't be in a hurry. Go through the procedure several times until you have it down pat

After installing the program and getting your download, Select Card #. You will get the card of races from the track you've chosen. Now select the Race # you wish to do.

As an example race. I'll do the 5th at Santa Anita - SA0325.

If you want to know Race Conditions, Entries go to Menu items 1 & 2 before using #3 or 4. I never print out. I do it here only for this example. I will sometimes look at #3 for 1st time starters.

SA0325 5 6.0 D CL 4 F \$21,000 CP=\$16,000 PR=81 PFT=110.23

#	PP	PN	M/L	NAME	WT	A	MDE	FTS	SCR
1	1	1	6/1	SALTY PEARL	117	4	Lbb		
2	2	2	5/2	MIA VICTORIA	117	4	LB		
3	3	3	10/1	CATIES DELIGHT	117	4	LB		
4	4	4	8/1	IN A DAZE	107	4	LB		
5	5	5	8/1	REAL MAMA	117	4	Lbbf		Y SCR
6	6	6	6/1	LA LUZ DEL SOL	117	4	Lbb		
7	7	7	15/1	DEMIDOLL	117	4	Lbc		
8	8	8	7/2	KIZNITTI	117	4	Lbbf		
9	9	9	8/1	MISS CALCULATED	117	4	Lbb		

SA0325 5 6.0 D CL 4 F \$21,000 CP=\$16,000 PR=81 PFT=110.23

FOR FILLIES, FOUR YEARS OLD. Weight 121 lbs. Non-winners of two races since January 23 allowed, 2 lbs. A race since then, 4 lbs. CLAIMING PRICE \$16,000, if for \$14,000, allowed 2 lbs. (Maiden and claiming races for \$12,500 or less not considered).

\$1 EXACTA / \$2 QUINELLA / \$1 TRIPECTA \$1 PICK THREE (RACES 5,6,7) \$1 SUPERFECTA

PN	FTS	M/LN	HORSE	JOCKEY	R	W	P	S	W%	TRAINER	R	W	P	S	W%
1		6/1	SALTY	STEINER, JOS	26	3	0	6	12	KNAPP, STEVE	4	1	0	0	25
2		5/2	MIA V	FLORES, DAVI	83	10	16	14	12	MAYBERRY, SU	6	1	2	1	17
3		10/1	CATIE	PUGLISI, IGN	46	3	7	6	7	BACORN, HERB	2	1	0	0	50
4		8/1	IN A	LEYVA, JUAN	31	0	1	5	0	VANBERG, JAC	28	1	2	5	4
5		8/1	REAL	VALDIVIAJR,	58	5	5	3	9	BEAN, ROBERT	6	1	0	0	17
6		6/1	LA LU	ENRIQUEZ, IS	61	7	13	6	11	MORENO, HENR	8	0	1	0	0
7		15/1	DEMID	JAUREGUI, LU	31	4	1	1	13	HERRICK, JOE	3	0	0	0	0
8		7/2	KIZNI	PEDROZA, MAR	64	11	6	11	17	HINES, NICH	9	2	1	0	22
9		8/1	MISS	BAZE, TYLER	105	21	13	11	20	SADLER, JOHN	24	9	5	2	38

PN	NAME	M/L	A	R	W	P	S	EARN	W%
1	SALTY	6/1+	4	4	2	0	0	22,020	50 ✓
2	MIA V	5/2	4	4	0	1	0	5,000	0
3	CATIE	10/1	4	1	0	0	0	0	0
4	IN A	8/1	4	3	1	0	1	13,458	33
5	REAL	8/1	4	4	2	1	0	18,200	50
6	LA LU	6/1	4	2	0	1	0	4,400	0
7	DEMID	15/1	4	1	0	0	0	0	0
8	KIZNI	7/2	4	1	1	0	0	9,000	100
9	MISS	8/1	4	1	0	0	0	600	0

Next, from the Engen, ESP. No matter how many horses or lines entered, they have an Early Esp except MISS who I eliminate for reasons that will appear obvious to most but will be discussed later.

#	PNCNAME LdT	ESP
1	1 SALTY3	EAR
2	2 MIA V1	EAR
3	4 IN A 2	PRE ✓
4	8 KIZNI1	EAR
5	9?MISS 2	E/P ✓

For those who still have a problem eliminating MISS, look at its ESP. Early Presser. It's okay Early but it loses ground badly in the 2nd Fraction (TT). This means it cannot Press the True Early horses.

Next the first group of pacelines we'll examine. IN A was beaten more than 7.5 lengths but it was in a Tandem with the top rated horse MIA V. We'll not use the line but we'll remember it was in a Tandem with the favorite.

SA0325- 5 6.0D \$21,000
PACELINE DATA

#	PNCNAME LdT	1stC	2ndC	FnlC	BL1	BL2	BLS	BLF	SR	TRKDISTS	M/L
1	1 SALTY3	22.0	45.0	111.3	0.00	0.00	0.00	0.00	80	SA 6.5D	6/1
2	2 MIA V1 1	21.9	44.6	110.2	4.50	4.50	3.00	5.00	80	SA 6.5D	5/2
3	4 IN A 1 1	21.9	44.6	110.2	8.50	7.60	6.60	7.80	77	SA 6.5D	8/1 ✓
4	4 IN A 2	22.0	46.5	112.5	8.20	7.20	3.10	0.00	74	SA 5.5D	8/1 ✓
5	8 KIZNI1	21.8	44.9	110.7	0.00	0.00	0.00	0.00	82	SA 6.0D	7/2
6	9?MISS 2	21.9	45.9	111.4	0.00	0.00	0.00	0.00	79	HOL 5.5D	8/1

SA0325- 5 6.0D \$21,000

PACELINE DATA

#	PNCNAME LdT	1stC	2ndC	FnlC	BL1	BL2	BLS	BLF	SR	TRKDISTS	M/L
1	1 SALTY3	22.0	45.0	111.3	0.00	0.00	0.00	0.00	80	SA 6.5D	6/1
2	2 MIA V1 1	21.9	44.6	110.2	4.50	4.50	3.00	5.00	80	SA 6.5D	5/2
3	4 IN A 2	22.0	46.5	112.5	8.20	7.20	3.10	0.00	74	SA 5.5D	8/1
4	8 KIZNI1	21.8	44.9	110.7	0.00	0.00	0.00	0.00	82	SA 6.0D	7/2
5	9?MISS 2	21.9	45.9	111.4	0.00	0.00	0.00	0.00	79	HOL 5.5D	8/1

Now we'll select a another line for IN A. I keep it for **one reason**. It has the most late Energy and after Hides, it's the lone Counter Energy contender. Look at screen 2. Velocity-Energy. IN A has 31.55 F-3 Energy - well above all other contenders.

SA0325 5 6.0 D CL 4 F \$21,000 CP=\$16,000
FPS AND ENERGY

#	PNCNAME LdNT	VELOCITY				ENERGY			
		F1	F2	F3	SC	F1	F2	F3	MED-E
1	1 SALTY3	60.00	57.39	50.19	58.67	35.80	34.25	29.95	70.05
2	2 MIA V1	59.45	58.15	51.48	58.79	35.16	34.39	30.45	69.55
3	3 CATIE3	59.60	56.50	51.21	58.00	35.62	33.77	30.61	69.39
4	4 IN A 2	58.51	54.04	51.88	56.15	35.58	32.87	31.55	68.45
5	8 KIZNI1	60.55	57.14	51.16	58.80	35.86	33.84	30.30	69.70
6	9 MISS 2	60.27	55.00	51.76	57.52	36.08	32.93	30.99	69.01

Now you can see why both CATIE and MISS can be eliminated. CATIE, ESP Early is not Early enough and drops off badly in F-2. MISS, 2nd fastest Early, drops off in F-2 and is well behind at the 2nd Call. This foretells badly for an ESP Early horse in an ESP Early Shape Race.

Yet none of this so-called "handicapping" is necessary. Those lacking confidence and a rhythmic decision-making process can fool around with all the screens they want to give them an *information overload*. But the very first screens seen show SALTY Tiered #3. and top 2 Early. Since it has better odds than the contenders Tiered 1 & 2, it's a bet. This is why non-winners go awry. They see the obvious but they want to play around with readouts, overanalyze and end up on the incorrect horses. I'm always amazed at why people, who admit to me that they have interpretation analysis problems, insist upon trying to overanalyze. In doing so and betting incorrectly, they waste money that could be used to purchase Val 2, which requires No Intense focus on the relationship between multiple screens or interpretive analysis.

Continuing in a non-editorial vein:

I did this race in Follow Up 86. I did it before REAL MAMA was scratched. Not realizing this before I bet (breakdown in focus), it was included the Follow Up 86 readouts but fortunately, was eliminated based on rankings. MIA VICTORIA is the favorite @ 2-1. MISS CALC is 2nd Favorite, 2.5-1. Today's race is 6 furlongs. MISS has never finished with a worthwhile SR (best 79) beyond 5.5 furlongs and that was 115 days back. It's best 6 fur. line is 206 days back. I'm no fan of Recency but MISS has an erratic running record and at 2.5-1, I felt obliged to hide. You'll see my comment next to the horse's name. So I bit the bullet and eliminated this 2nd favorite. You may choose otherwise. That choice has no bearing on the overall directions for using the programs.

SA0325 5 6.0 D CL 4 F \$21,000 CP=\$16,000
VITAL FACTORS

#	PNCNAME	Ld	TOTAL R	SC R	SCBL	3F R	ENT R	TS R	SPN R
1*	1	SALTY3	167.58-3	58.67-3(45.0)		50.19-4(26.3)	89.49-4	93.14-3	93.42-3
2	2	MIA V1	169.09-1	58.79-2(44.9)	4.5	51.48-2(25.6)	92.50-1	93.73-1	97.42-2
3	4	IN A 2	164.43-4	56.15-4(47.0)	7.2	51.88-1(25.4)	92.45-2	92.22-4	92.52-4
4*	8	KIZNI1	168.86-2	58.80-1(44.9)		51.16-3(25.8)	92.34-3	93.61-2	97.67-1

SA0325 5 6.0 D CL 4 F \$21,000

PACELINE DATA

#	PNCNAME	LdNT	1stC	2ndC	FnlC	BL1	BL2	BLS	BLF	SR	TRKDISTS	M/L	
1	1	SALTY3	22.0	45.0	111.3	0.00	0.00	0.00	0.00	80	SA 6.5D	6/1	
2	2	MIA V1	1	21.9	44.6	110.2	4.50	4.50	3.00	5.00	80	SA 6.5D	5/2
3	4	IN A 2	22.0	46.5	112.5	8.20	7.20	3.10	0.00	74	SA 5.5D	8/1	
4	8	KIZNI1	21.8	44.9	110.7	0.00	0.00	0.00	0.00	82	SA 6.0D	7/2	
5	9	MISS 2	21.9	45.9	111.4	0.00	0.00	0.00	0.00	79	HOL 5.5D	8/1	

Why IN A and not MISS? Purely a judgment call based on the fact that IN A is the only Closer in a race with Early horses. MISS went gate-to-wire and shows no sign of being able to do so against this field. Win bettors would eliminate IN A completely.

The 3rd favorite is KIZNI @3.10-1. SALTY, 9-1. IN A, 24.4-1. For the benefit of those who tend to use contenders that don't qualify I originally entered one or more lines for virtually every horse in the race.

Then I initially hid all but the top 5 or 6, depending on their ESP and Primary Line Score Primary Rankings..

Continuing- Step by Step:

Press Menu item 4. I find #5 confusing and a waste of time. Your choice. Before selecting Contenders and Pacelines, **be sure** you're looking at lines headed: Equalized, Normalized & Adjusted. You may need to press F-2 to access these screens. Just **do not** end up with "Original Lines," or you're in trouble.

This applies to Pace Launcher 4 only. Synthesis automatically takes you to the proper screen. When you come to "Pace Lines," be sure to press F-2. Make sure you see **Equalized, Normalized and Adjusted** at the top of your Pace Line screens.

Caution: Even the brightest of newcomers tend to rush into 'handicapping' before they understand the mechanics just described. They want to download a card, hastily pick pacelines, rush to the races and bet before they have practiced several times to learn all the nuances of their program and record the results of all "paper bets." If you have done your homework, re-read instructions and there are still problems in getting a good share of Winners, **this** is the time to call me, not before.

Shortcuts to this procedure are quick-cuts to losing. It's one that too many newcomers are taking. It applies especially to Pace Launcher 4 and Synthesis but is applicable to all our programs.

Those using Pace Launcher 4 should review Mark Cramer's review of Bottom Line/ Betting Line. He said it was all we needed and that the corollaries might confuse many users. For some he was correct. We made a lot of money for him using BL/BL only. Hence, this becomes a prime readout in Pace Launcher 4 . Many use this readout alone (After Hides). Now Go to #6 on the menu: Calculations.

SA0325 5 6.0 D CL 4 F \$21,000 CP=\$16,000
BOTTOM LINE -- BETTING LINE

PNCNAME	Ld	N	T	SR	BAL	LS	ODDS	TRKDISTS	M/L
8 KIZNI1				82	4	23.0	EVEN	SA 6.0D	7/2
2 MIA V1				80	2	22.8	EVEN	SA 6.5D	5/2
1 SALTY3				80	7	18.8	5-2	SA 6.5D	6/1
4 IN A 2				74	7	17.9	5-2	SA 5.5D	8/1

Here is why Mark Cramer wrote that BL/BL is all anyone needs. IN A, with actual odds of 24.4-1, is 5-2 by our Method. SALTY, paying \$19.80 to win is also 5-2 by our procedure. With both MIA and KIZNI shown as Even, pure Value bettors would eliminate them for win, as we would for MIA, but not necessarily KIZNI at Post Time odds of 3.1-1. I eliminated MISS. At 5-2 it had too many negatives to be considered.

BOTTOM LINE -- BETTING LINE
OUR

PNCNAME	Ld	N	T	SR	PR	BAL	LS	ODDS	TRKDISTS	M/L
8 KIZNI1				82	77	4	23.0	✓ EVEN	SA 6.0D	7/2
2 MIA V1				80	82	2	22.8	✓ EVEN	SA 6.5D	5/2
1 SALTY3				80	78	7	18.8	✓ 5-2	SA 6.5D	6/1
4 IN A 2				74	76	7	17.9	5-2	SA 5.5D	8/1

SA0325 5 6.0 D CL 4 F \$21,000 CP=\$16,000 PR=81 PFT=110.23
Pace Launcher IV Composite

#	PNCNAME	Ld	N	T	TRKDISTS	M/L	EPR	LPR	CPR	TT	HID	FW	FX	LS	RANK
1	1 SALTY1				SA 6.5D 6/1		1	8	8	2	9	4	8	40	5
2	1 SALTY3				SA 6.5D 6/1		3	6	3	3	7	2	7	31	3
3	2 MIA V1				SA 6.5D 5/2		4	4	2	1	1	3	4	19	1
4	2 MIA V2			1	SA 6.0D 5/2		8	2	4	7	2	7	2	32	4
5	3 CATIE1				SA 6.0D 10/1		5	7	5	5	8	6	5	41	6
6	4 IN A 2				SA 5.5D 8/1		9	①	7	9	③	9	6	44	7
7	6 LA LULx				SA 8.0D 6/1		7	5	6	6	5	8	9	46	8
8	8 KIZNI1				SA 6.0D 7/2		2	5	1	4	4	1	3	20	2
9	9 MISS 1			1	SA 6.0D 8/1		6	3	3	8	Nc ⑥	⑤	1	32	4

This is the preferred screen to hide from.

Some clients over-analyze and, in so doing, lose. Even using non-contenders and multiple pacelines Salty (3) ranks 3rd and based on its higher odds, is an obvious win bet. A basic medical cannon law re-phrased is: "Don't use Penicillin is aspirin will do the job."

Unfortunately in PL 4 you cannot Hide from this screen. Go to Energy Generator. From this screen you will also view ESP, revealing the Behavioral Pattern (Running Style) of each contender plus an accurate version of the so-called "Shape" of the race. Now Hide.

Pace Launcher 4 Composite. If you're an Exotic bettor, include horses that also qualify for Place and Show according to our lessons and, more important here, your records. If you Win Bet only, the process is far more simple: Printout a Before Hides Exotic Bet Readout and an After Hides Printout for Win Only.

As I stated I hid MISS and CATIE for cause. Go to Follow Up 86 and see how I bet, including a win wager on KIZNI, then I hid it to find my second win wager and an exotic bet. Many would not bet the way I did. Some wouldn't bet the race at all.

Now look at the E-L Graph. (Menu Item E) An excellent backup for ESP. Keep in mind that when **all** contenders are either Early or Late on the Graph, the Least Early of the Early and the Least Late of the Late are Counter-Energy horses. In this race IN A is actually the only Counter Energy horse. If you bet win only Hide it based on rank. If you're an exotic bettor, keep it your initial readouts (it showed, but at high odds).

SA0325 5 6.0 D CL 4 F \$21,000 CP=\$16,000
LATE/EARLY DIFFERENCE GRAPH

#	PN	NAME	Ld	N	T	LATE	EARLY	TOTAL	R
1	1	SALTY3			16.5			173.50	3
2	2	MIA V1	1		11.0			174.00	2
3	3	CATIE3			8.3			172.50	5
4	4	IN A 2			-6.9			167.50	6
5	8	KIZNI1			14.5			176.50	1
6	9	MISS 2			8.0			173.00	4

LATE/EARLY DIFFERENCE GRAPH
SA0325- 5 6.0D \$21,000

#	PNcNAME	LdT	LATE	EARLY	TOT	R
1	1 SALTY3	16.5			167.6	3
2	2 MIA V1 1	11.0			169.1	1
3	4 IN A 2	-6.9			164.4	4
4	8 KIZNI1	14.5			168.9	2

Win only bettors would see this array. Salty is #3 with the highest odds. An obvious wager. After betting, then Hiding KIZNI, SALTY, the \$19.80 winner, was #1 Factor W. In the old days FW was our Prime Readout. Consulting your ESP you know that the winner is a designated Early Horse. SALTY is also #1 Early. For Exacta Lovers, MIA, the Place Horse is #2 Early. Use your ESP screen to advantage.

SA0325 5 6.0 D CL 4 F \$21,000 CP=\$16,000
BOTTOM LINE -- BETTING LINE

PNCNAME	Ld	N	T	SR	PR	BAL	LS	ODDS	TRKDISTS	M/L
8 KIZNI1				82	77	2	24.3	EVEN	SA 6.0D	7/2
1 SALTY3				80	78	4	23.1	EVEN	SA 6.5D	6/1

Horses you may have kept or hidden is up to you. Do a little regression when you lose a race and learn what you **could** have done differently to win it.

This article is *not* a Handicapping Lesson (unless you choose to make it so). It is designed to help you understand Pace Launcher 4 only.

Before going to Menu item 3: PL IV Ratings, you should have hidden all horses that did not qualify using the previous menu items. If you failed to hide properly, use these screens to further weed out non-contenders. Taking the time and effort to understand the meaning and interrelationships between the line graphs on these two screens will need little else beside BL/BL, ESP and the E-L Graph to profit.

Keep in mind that this race is ESP Early. I've put an X by the Rankings that apply to all Early horses. IN A makes itself felt in LPR and Hidden Energy Only.

SA0325 5 6.0 D CL 4 F \$21,000 CP=\$16,000
PACE LAUNCHER IV CHAOS FORMULA

95	X EPR	100	94	LPR	100
8 KIZNI	-----+		4 IN A	-----+	
1 SALTY	-----+		2 MIA V	-----+	
2 MIA V	-----+		8 KIZNI	-----+	
4 IN A	-----+		1 SALTY	-----+	

95	X CPR	100
8 KIZNI	-----+	
2 MIA V	-----+	
1 SALTY	-----+	
4 IN A	-----+	

95	X TT (HIDDEN FRACTION)	100
4 IN A	-----+	
2 MIA V	-----+	
1 SALTY	-----+	
8 KIZNI	-----+	

95	FACTOR X	100
8 KIZNI	-----+	
2 MIA V	-----+	
4 IN A	-----+	
1 SALTY	-----+	

95	HIDDEN	100	95	X FACTOR W	100
4 IN A	-----+		8 KIZNI	-----+	
2 MIA V	-----+		1 SALTY	-----+	
8 KIZNI	-----+		2 MIA V	-----+	
1 SALTY	-----+		4 IN A	-----+	

When Pace Launcher was first released, this was the only handicapping screen I used after determining ESP and Early-Late.

We already know this race is destined to run Early. KIZNI and SALTY dominate the EPR (2-C) lines. MIA makes an appearance. Next, look at TT (Hidden 2nd Fraction) and CPR. SALTY is 3rd on both. Meaning it earned its 2nd Call ranking by running the fastest First Fraction. KIZNI loses ground here. At 6 furlongs we do not expect horses that dominate EPR to have much LPR or Hidden Energy.

KIZNI dominates both Early and Other than Early, making it a bet for me, despite its low odds and TT decline. However, a sharp TT decline in the Earliest horses, is enough to make some users eliminate it.

SALTY is virtually all Early. It has no FX. It is almost tied for 2nd on CPR, a Chaos Compounding of the first and last **half** of a race. I stress half, because it is **not** an average of EPR and LPR. SALTY ranks #2 on FW. FW is a Chaos Formula Compounded weighting of 2nd Call and LPR. MIA, the favorite, looks good on all screens.

We bet these ratings based on Odds. SALTY is dominant Early. IN A, is the only real Late, with MIA and KIZNI right in the middle. KIZNI didn't live up to its Rankings. SALTY, MIA and IN A did.

Of the four, SALTY has the best odds. Those who bet win only will bet SALTY and KIZNI to win. Exotic bettors, following my wagering guidelines might box SALTY, MIA and KIZNI for a small profit Exacta. Betting more to win on SALTY would bring more profit at less risk. The Trifecta would have to include IN A in the box. The Tri pays \$351.20.

If you wish to try using all Pace Launcher readouts, be my guest. This often tends to confuse those who will misinterpret some readouts as they relate to ESP and each other. Keep it simple. SALTY already Tiers 3rd, the highest paying overlay on BL/BL, Composite and Chaos Formula.

Added graphs: Vital Factors is useful to those who don't expect the winner to always be #1 or 2 in the final panel. The Vector Graph will not completely print out on most modern printers. Those who have used it properly enjoyed great success in the Kentucky Derby and in most Turf Routes.

Proper analysis of the Pace Launcher 4 Chaos line graphs will produce the same result. The Early Sustained Both And Graph, Early/Late Potential Graph, and the Fractional and Call Graphs have been confusing many users since PL 4 was released four years ago. The HID/FW Graph merely display graphically factors already on the numerical Readouts. Those who can properly interpret these more esoteric readouts need no instruction in their use. Many of those still using PL 4 Never seem able to properly interpret them, regardless of how hard I attempted to teach their use. So, as I've always said: anything you can't (won't) understand, forget it. The human mind is geared to understanding only what it wishes to. So **use only those readouts** you do (can/will) understand. Remember, Mark Cramer and a few of his worthwhile friends felt we needed nothing more than BL/BL. I did not agree, except for those clients whose interpretive powers refused to go beyond BL/BL.

Any discussion of PL 4, brings to my mind the words of a client who bought it. "I'm not a

patient man," he said firmly. "I don't feel I need to learn your concept or read all those instructions and Follow Up's. You're in the business of providing a computer program that wins without all that folderol!" I reminded him that in our Information Package we state that we were not a business but a practice: The practice of Win Therapy. That I was the Therapist, He the Client. Apparently he never fully read his Information Package. I think he manifested his self-proclaimed impatience and quit us.

Now just for fun, let's see how Validator 2 handles this race without all the complex interpretation. Just the Primary and Validator screens. I bet KIZNI then hid it to determine my second win bet and any Exotic Wagering potential.

SA0325- 5 6.0D \$21,000
TOTAL ENERGY & PRIMARY FACTORS (VAL2)

				PRIMARY FACTORS								
#	PNCNAME LdT	SR	TOT R	EPR	LPR	CPR	TT	HE	FW	FX	LS	R
1	1 SALTY3 ✓	80	167.6-3	2	4	3	2	4	2	4	21	3 W
2	2 MIA V1 ✓	80	169.1-1	3	2	2	1	1	3	2	14	2 P
3	4 IN A 2 ✓	74	164.4-4	4	1	4	4	2	4	3	22	4 S
4	8 KIZNI1 ✓	82	168.9-2	1	3	1	3	3	1	1	13	1

#	PNCNAME LdT	V/DC-T
1	OUT	7
2	1 SALTY3	3 W
3	OUT	5
4	2 MIA V1	1 P
5	4 IN A 2	4 S
6	8 KIZNI1	1

For those with a tendency to question my paceline selection, look at the number after each horse's name. No line selected beyond 3 back.

With no interpretation, Wagercappers looking at odds or even the Morning Line, will Hide MIA for Win. They'll have their Low and High Odds win bets: KIZNI and SALTY. Before hides they have the 3 horse box Exacta and the 4 horse box Trifecta. Only Trifecta bettors would even consider IN A, based on it being the only non-Early horse.

9567 — FIFTH RACE. 6 Furlongs Purse \$21,000. Fillies, 4 year olds. Claiming prices \$16,000-14,000.

Horse and Jockey	PP	1/4	1/2	Str.	Fin.	To\$1
Salty Pearl, Steiner	1	1 ¹	1 ²	1 ^{2 1/2}	1 ²	8.90
Mia Victoria, Blanc	2	4 ⁴	2 ¹	2 ^{1/2}	2 ^{2 1/4}	2.00
In A Daze, Leyva	4	7 ¹	6 ^{hd}	4 ^{1/2}	3 ^{no}	24.40
Miss Calculated, Baze	8	2 ^{1/2}	3 ^{2 1/2}	3 ^{2 1/2}	4 ^{1 1/4}	2.50
Demidoll, Jauregui	6	6 ²	5 ^{1 1/2}	5 ³	5 ⁴	37.90
Caties Delight, Puglisi	3	8	8	8	6 ^{no}	21.00
La Luz Del Sol, Enriquez	5	5 ^{1/2}	7 ^{2 1/2}	7 ¹	7 ^{1 1/4}	7.50
Kiznitti, Pedroza	7	3 ^{hd}	4 ^{hd}	6 ^{hd}	8	3.10

Scratched — Real Mama

1—Salty Pearl	19.80	7.80	5.40
2—Mia Victoria	3.60	2.80	
4—In A Daze			6.20

Time—0:21.69, 0:44.98, 0:57.72, 1:11.34. Clear & Fast.
Winner — gr.f.4 Salt Lake-Great Pearl Tr-Steven R Knapp

Own-Steven R Knapp
\$1 Exacta (1-2) Paid \$30.90; \$2 Daily Double (4/1) Paid \$115.00; \$1 Trifecta (1-2-4) Paid \$351.20; \$2 Quinella (1-2) Paid \$25.00; \$1 Pick Three (3/4/1) Paid \$191.60; \$2 Daily Double Consolation (4/5) Paid \$10.60; \$1 Superfecta (1-2-4-9) Paid \$1,555.70

PAST POST: For those still steeped in Mainstream logic, this was not an easy race. It was not intended to be. Conventional wisdom would say bet MIA and KIZNI to Win - or Pass. A "Value only" bettor, like Mark Cramer or Eric Penicka for example, would have SALTY – if they had our readouts. Eric does.

More Information on INFORMATION

Every handicapping book and magazine article that I've ever read stress that a **vast wealth of information** is essential to profitable handicapping and wagering. I have yet to read any of this material and not see a bombardment of statements, issued as incontrovertible fact, that such information is imperative if one wants to win and profit. In several past issues of the Follow Up I've debunked this manifesto with material from Cognitive psychologists using dedicated handicappers as guinea pigs. They all concluded that more than **six** bits of information caused their subjects to *lose more*. My own cognitive experiments over a period of 26 years dealing with a much larger sample of horse race devotees, verifies their conclusions.

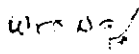
Yet the "more information" theory prevails among the written works of all so-called experts penning "How To" books and articles on our subject. It also dominates material found on the Internet.

With Validator 2, after downloading and selecting the most likely contenders and predictive pacelines, Probability Convergence, reduces viable information to a single readout, V/DC, if one so chooses.

Too many users fail to accept the fact that our computer programs contain only **three** bits of information: The Velocity and Energy conversions of F-1, F-2 and F-3. Of course we compound, weight and adjust the various compounding using **non-linear**, (abstract) mathematical formulae and Probability Convergence. Critics who think ours is a complex procedure are 180 degrees off-course. In truth it is quite simple.

It's those who "borrow" our terminology that are making it obscure and inaccurate. Here's an example from a recent page in American Turf:

Running Styles and Race Pace Shapes

Horses are herd animals. Every horse has a distinct running style that corresponds to the position the horse wants to occupy in the herd. Here are the four basic running styles. 

Early Runners ("E"):	Want the lead
Early Pressers ("EP"):	OK on the lead or within 2-3 lengths
Pressers ("P"):	Want to be 4 to 7 lengths off the pace.
Sustainers ("S"):	Run at the back of the pack

I feel like a novelist who just had his book butchered by a Hollywood motion picture version.

None of this is true because it tries to adapt our concept into good 'ol mainstream "Rules" horse players love so dearly. Trying to define ESP by "wants the lead" and lengths behind is a sadly warped rip-off of our ESP. Just what is an "Honest or Slow Pace?" (**) Those who accept this as being accurate and follow it in their win selections, will contribute to the higher mutuels of our winning clients. I think it's okay for me to state this since I introduced the ESP concept into racing literature. Truth is Dr. J.B. Rhine introduced the term with his Extra Sensory Perception studies at Duke University in the late 1930's, early 40's.

Determining ESP by lengths is "Sensory" perception and defies the original meaning of ESP. Defining it thusly is ancient history. Only the term is novel. For generation, visual perception of so-called "running style" was called: pace setter, stalker and closer. Measuring ESP by a horse's Energy Exertion relative to the competition is unique to this method. I emphasize "Relative to the Competition." This is why Methodology clients at tracks East and West and in between, enjoy equal success. Our collection of mass evidence proves this true despite certain critics who say that ours is a West Coast Method. No, it has withstood almost 20 years of clients testing at tracks throughout North America.

Using Visual Perception and "lengths" and calling it ESP is like having No ESP at all.

Most clients have been preconditioned to the idea that More information is best. Hence, we offer a wealth of ancillary readouts based on just three bits of information. The irony is that those depending almost exclusively on V/DC do as well or better over the course of a given meet as those trying to interpret all of our many readouts. There are those who can but more who can't (won't).

This has plagued us from the beginning. **Won't** is more applicable than **Can't**. North American handicappers have been weaned on rules. Most refuse to make the effort necessary to follow any procedure that is not rule-bound.

The reason we provide a multitude of readouts is simple. Most students of handicapping refuse to believe that a **single readout** can be effective. They look upon that as being a "Black Box" and are dubious of anything even resembling a so-called **Black Box**.

This is a healthy suspicion. With my deep belief in free moral agency, I provide what clients "believe" is essential. I draw the line against supplying data that is basically harmful, no matter what any long time non winners may believe. I refuse to cater to their prejudices.

In short, for those who can properly interpret multiple readouts, we offer those that define the variables that time has proven viable. For some, this can be an asset. For others, it requires study and effort. Relying on V/DC alone can be just as proficient. That's providing they determine ESP

** "Honest Pace" is a mainstream term meaning that the horse setting the pace at the 2nd call runs "Par" for that call based on the user having an accurate set of Pace Par times. Very few overlays run even near par 2nd calls. Most of them overcome the pace setter regardless of its time. The person "importuning" ESP, is way off in defining "Sustained," using our definition of Late.

and Early-Late from our readouts.

It's a matter of individual belief systems.

Many clients have been indoctrinated with years of messages about the need for *more* information, and remain skeptical about the validity of Probability Convergence. For them I've added graphs and seven condensed readouts along with all the original Synthesis readouts and BL/BL. Ironical, since from 1975 through the 1990's, we had a lot of requests for a **single** readout that would point to profitable winning wagers. Typical of human nature, many of these same clients refuse to accept a single readout because they are conditioned to believe in the old notion that **more is better**.

If you get as much handicapping junk mail as I, you know that there's more "information" advertising than ever before in history. Live and videotaped racing on cable and satellite TV channels, Track Profiles, Trainer-Jockey stats, just plain Touting and a myriad of other "information sources" are there for pressing a remote button or the touch of a computer keyboard.

Even the well intended Gamblers Book Store catalogue offers far more literature and other handicapping "info" than in the past.

We are awash in information overload. The result: more favorites are winning today and paying less than at any other time in history. By the same token longshots are paying **more**. Certain isolated track examples where favorites dominated, show them winning from 36% to as high as 57% of the races. These stats were for a brief period and included Stakes and Maiden winners. Happily these figures were not common in any full meet total. The five year average for Emerald Downs in Washington, is more normal: 32.5%

With all this information creating periods with a plethora of ultra low winning mutuels, it behooves us to maximize our use of the information bred into our computer programs. Sometimes it's hard to get this fact across. Using the same information as the "crowd" will cause the user to bet like the "crowd." Average win percent: 33.6. Average mutuel \$5.60. Just betting \$2 on one horse to win, a loss of eleven cents every ten races.

Betting 60/40 a \$5.60 winner returns \$8.40. If you're going to accept that low a mutuel, 70/30 is better. Bet two horses to win for a total of \$10, the \$7 low odds bet yields \$19.60. A net of \$9.60. Double that if you bet \$20 to win. Wagering on races with such low mutuels ups win percentages. At \$5.60, betting 70/30 on two horses to win, 67% is not unusual. $6.7 \times \$19.60 = \131.32 for each \$100 wagered.

Why doesn't the information sodden betting public enjoy this kind of profit? The answer is simple. Mass information says that **betting two horses to win** is betting against yourself. The same is true when buying a Life Insurance policy.

One famous author said that a 25% R.O.I. is professional level. That means betting \$100,000 a year returns \$25,000. Okay, but I like the returns consistently reported by clients like Ken Morrison. An average 150% profit. He doesn't have to bet \$100,000. He gets back that same \$25,000 for only \$10,000 bet! From client letters, calls and e-mail, I've been able to discern that most do not distinguish between "information" and personal observation leading to insights gained from using simple recall memory of daily occurrences at their track(s). This applies to

many factors including track-to-track shippers, the vagaries of weather and early-late differentials, often erroneously attributed to "bias."

There is no such thing as an **absolute** that can universally assign some kind of number to quantify these multivariates. We can only come close. Those believing in published track equalization charts are doomed to failure.

Weather conditions affect each track differently. Visually determined Early Pace Bias - that the experts still call Speed Bias, - is often a red flag warning of lower mutuels. But not always. At a few tracks Early does not dominate. Non-early does. Yet a survey of 64 tracks shows that the higher mutuels come from winners that closed on the early pace. Often we see high paying horse going gate to wire on Result Charts. We look at their Past Performance and seldom see any indication of their ability to take the lead and not relinquish it.

This is not "information" in the true sense. It can be determined only by individual **observation** of readout records. For those wagering on horse races it is essential to **record and remember what** is recorded. Observation and memory must be constantly evolving to concur with current reality. That's also part of Insight. Insight is a word deplored by horse "players." But they do love the word "intuition."

Now comes a most enlightening study of "Information Intelligence" sent to us by Eric Hackett. It comes from, of all sources, the CIA. It was not compiled by their "spooks" but by their Center For The Study Of Intelligence, composed of Cognitive Psychologists and other research professionals. As in so many previous similar experiments, they focused on "experienced" horse race handicappers.

They chose horseplayers over stock and bond market investors since they could gather more data in a shorter period of time. When investing in the outcomes of horses races, data taken from results of one hundred races can be gathered in a matter of days. It would take many years to plot the profit-loss results of market investing. This is why we are the darlings of Cognitive Decision research.

Where previous studies showed six pieces of information as optimal, this report says **five**. As in all previous studies they confirm that **confidence** grows with added information but **proficiency** declines. I guess this means that those who accept the age-old **More Info** theory, lose with more confidence.

Unfortunately that kind of confidence while losing, won't pay the bills if our economy goes into further decline. Only those with a guaranteed fixed income will be able to afford their stubborn stand on needing "More Information."

I strongly suggest your read this entire report. Otherwise, don't read it at all. The reason Eric sent it to me is that parts of it read like one my Follow Up dissertations. Read seriously and digested thoroughly, this report will be very helpful.



Center for the Study of Intelligence
Central Intelligence Agency
1999

An Experiment: Betting on the Horses

Chapter 5

Do You Really Need More Information?

The difficulties associated with intelligence analysis are often attributed to the inadequacy of available information. Thus the US Intelligence Community invests heavily in improved intelligence collection systems while managers of analysis lament the comparatively small sums devoted to enhancing analytical resources, improving analytical methods, or gaining better understanding of the cognitive processes involved in making analytical judgments. This chapter questions the often-implicit assumption that lack of information is the principal obstacle to accurate intelligence judgments.⁵²

Using experts in a variety of fields as test subjects, experimental psychologists have examined the relationship between the amount of information available to the experts, the accuracy of judgments they make based on this information, and the experts' confidence in the accuracy of these judgments. The word "information," as used in this context, refers to the totality of material an analyst has available to work with in making a judgment.

Using experts in a variety of fields as test subjects, experimental psychologists have examined the relationship between the amount of information available to the experts, the accuracy of judgments they make based on this information, and the experts' confidence in the accuracy of these judgments. The word

✓ An Experiment: Betting on the Horses

A description of one such experiment serves to illustrate the procedure.⁵³ Eight experienced horserace handicappers were shown a list of 88 variables found on a typical past-performance chart--for example, the weight to be carried; the percentage of races in which horse finished first, second, or third during the previous year; the jockey's record; and the number of days since the horse's last race. Each handicapper was asked to identify, first, what he considered to be the five most important items of information--those he would wish to use to handicap a race if he were limited to only five items of information per horse. Each was then asked to select the 10, 20, and 40 most important variables he would use if limited to those levels of information.

At this point, the handicappers were given true data (sterilized so that horses and actual races could not be identified) for 40 past races and were asked to rank the top five horses in each race in order of expected finish. Each handicapper was given the data in increments of the 5, 10, 20 and 40 variables he had judged to be most useful. Thus, he predicted each race four times--once with each of the four different levels of information. For each prediction, each handicapper assigned a value from 0 to 100 percent to indicate degree of confidence in the accuracy of his prediction.

When the handicappers' predictions were compared with the actual outcomes of these 40 races, it was clear that average accuracy of predictions remained the same regardless of how much information the handicappers had available. Three of the handicappers actually showed less accuracy as the amount of information increased, two improved their accuracy, and three were unchanged. All, however, expressed steadily increasing confidence in their judgments as more information was received. This relationship between amount of information, accuracy of the handicappers' prediction of the first place winners, and the handicappers' confidence in their predictions is shown in Figure 5.

Figure 5

ITEMS OF INFORMATION

With only five items of information, the handicappers' confidence was well calibrated with their accuracy, but they became overconfident as additional information was received.

The same relationships among amount of information, accuracy, and analyst confidence have been confirmed by similar experiments in other fields.⁵⁴ In one experiment with clinical psychologists, a psychological case file was divided into four sections representing successive chronological periods in the life of a relatively normal individual. Thirty-two psychologists with varying levels of experience were asked to make judgments on the basis of this information. After reading each section of the case file, the psychologists answered 25 questions (for which there were known answers) about the personality of the subject of the file. ✓ As in other experiments, increasing information resulted in a strong rise in confidence but a negligible increase in accuracy.⁵⁵

✓ A series of experiments to examine the mental processes of medical doctors diagnosing illness found little relationship between thoroughness of data collection and accuracy of diagnosis. Medical students whose self-described research strategy stressed thorough collection of information (as opposed to formation and testing of hypotheses) were significantly below average in the accuracy of their diagnoses. It seems that the explicit formulation of hypotheses directs a more efficient and effective search for information.⁵⁶

Modeling Expert Judgment

Another significant question concerns the extent to which analysts possess an accurate understanding of

their own mental processes. How good is their insight into how they actually weight evidence in making judgments? For each situation to be analyzed, they have an implicit "mental model" consisting of beliefs and assumptions as to which variables are most important and how they are related to each other. If analysts have good insight into their own mental model, they should be able to identify and describe the variables they have considered most important in making judgments.

There is strong experimental evidence, however, that such self-insight is usually faulty. The expert perceives his or her own judgmental process, including the number of different kinds of information taken into account, as being considerably more complex than is in fact the case. Experts overestimate the importance of factors that have only a minor impact on their judgment and underestimate the extent to which their decisions are based on a few major variables. In short, people's mental models are simpler than they think, and the analyst is typically unaware not only of which variables *should* have the greatest influence, but also which variables *actually* are having the greatest influence.

All this has been demonstrated by experiments in which analysts were asked to make quantitative estimates concerning a relatively large number of cases in their area of expertise, with each case defined by a number of quantifiable factors. In one experiment, for example, stock market analysts were asked to predict long-term price appreciation for 50 securities, with each security being described in such terms as price/earnings ratio, corporate earnings growth trend, and dividend yield.⁵⁷ After completing this task, the analysts were asked to explain how they reached their conclusions, including how much weight they attached to each of the variables. They were instructed to be sufficiently explicit that another person going through the same information could apply the same judgmental rules and arrive at the same conclusions.

In order to compare this verbal rationalization with the judgmental policy reflected in the stock market analysts' actual decisions, multiple regression analysis or other similar statistical procedures can be used to develop a mathematical model of how each analyst actually weighed and combined information on the relevant variables.⁵⁸ There have been at least eight studies of this type in diverse fields,⁵⁹ including one involving prediction of future socioeconomic growth of underdeveloped nations.⁶⁰ The mathematical model based on the analyst's actual decisions is invariably a more accurate description of that analyst's decisionmaking than the analyst's own verbal description of how the judgments were made.

Although the existence of this phenomenon has been amply demonstrated, its causes are not well understood. The literature on these experiments contains only the following speculative explanation:

- ✓ Possibly our feeling that we can take into account a host of different factors comes about because, although we remember that at some time or other we have attended to each of the different factors, we fail to notice that it is seldom more than one or two that we consider at any one time.⁶¹

When Does New Information Affect Our Judgment?

To evaluate the relevance and significance of these experimental findings in the context of intelligence analysts' experiences, it is necessary to distinguish four types of additional information that an analyst might receive:

- **Additional detail about variables already included in the analysis:** Much raw intelligence reporting falls into this category. One would not expect such supplementary information to affect the overall accuracy of the analyst's judgment, and it is readily understandable that further detail

that is consistent with previous information increases the analyst's confidence. Analyses for which considerable depth of detail is available to support the conclusions tend to be more persuasive to their authors as well as to their readers.

- ✓ • **Identification of additional variables:** Information on additional variables permits the analyst to take into account other factors that may affect the situation. This is the kind of additional information used in the horserace handicapper experiment. Other experiments have employed some combination of additional variables and additional detail on the same variables. The finding that judgments are based on a few critical variables rather than on the entire spectrum of evidence helps to explain why information on additional variables does not normally improve predictive accuracy. Occasionally, in situations when there are known gaps in an analyst's understanding, a single report concerning some new and previously unconsidered factor--for example, an authoritative report on a policy decision or planned coup d'etat--will have a major impact on the analyst's judgment. Such a report would fall into one of the next two categories of new information.
- ✓ • **Information concerning the value attributed to variables already included in the analysis:** An example of such information would be the horserace handicapper learning that a horse he thought would carry 110 pounds will actually carry only 106. Current intelligence reporting tends to deal with this kind of information; for example, an analyst may learn that a dissident group is stronger than had been anticipated. New facts affect the accuracy of judgments when they deal with changes in variables that are critical to the estimates. Analysts' confidence in judgments based on such information is influenced by their confidence in the accuracy of the information as well as by the amount of information.
- ✓ • **Information concerning which variables are most important and how they relate to each other:** Knowledge and assumptions as to which variables are most important and how they are interrelated comprise the mental model that tells the analyst how to analyze the data received. Explicit investigation of such relationships is one factor that distinguishes systematic research from current intelligence reporting and raw intelligence. In the context of the horserace handicapper experiment, for example, handicappers had to select which variables to include in their analysis. Is weight carried by a horse more, or less, important than several other variables that affect a horse's performance? Any information that affects this judgment influences how the handicapper analyzes the available data; that is, it affects his mental model.

The accuracy of an analyst's judgment depends upon both the accuracy of our mental model (the fourth type of information discussed above) and the accuracy of the values attributed to the key variables in the model (the third type of information discussed above). Additional detail on variables already in the analyst's mental model and information on other variables that do not in fact have a significant influence on our judgment (the first and second types of information) have a negligible impact on accuracy, but form the bulk of the raw material analysts work with. These kinds of information increase confidence because the conclusions seem to be supported by such a large body of data.

This discussion of types of new information is the basis for distinguishing two types of analysis--data-driven analysis and conceptually-driven analysis.

Data-Driven Analysis

In this type of analysis, accuracy depends primarily upon the accuracy and completeness of the available data. If one makes the reasonable assumption that the analytical model is correct and the further

Conceptually Driven Analysis

Conceptually driven analysis is at the opposite end of the spectrum from data-driven analysis. The questions to be answered do not have neat boundaries, and there are many unknowns. The number of potentially relevant variables and the diverse and imperfectly understood relationships among these variables involve the analyst in enormous complexity and uncertainty. There is little tested theory to inform the analyst concerning which of the myriad pieces of information are most important and how they should be combined to arrive at probabilistic judgments.

In the absence of any agreed-upon analytical schema, analysts are left to their own devices. They interpret information with the aid of mental models that are largely implicit rather than explicit. Assumptions concerning political forces and processes in the subject country may not be apparent even to the analyst. Such models are not representative of an analytical consensus. Other analysts examining the same data may well reach different conclusions, or reach the same conclusions but for different reasons. This analysis is conceptually driven, because the outcome depends at least as much upon the conceptual framework employed to analyze the data as it does upon the data itself.

To illustrate further the distinction between data-driven and conceptually driven analysis, it is useful to consider the function of the analyst responsible for current intelligence, especially current political intelligence as distinct from longer term research. The daily routine is driven by the incoming wire service news, embassy cables, and clandestine-source reporting from overseas that must be interpreted for dissemination to consumers throughout the Intelligence Community. Although current intelligence reporting is driven by incoming information, this is not what is meant by data-driven analysis. On the contrary, the current intelligence analyst's task is often extremely concept-driven. The analyst must provide immediate interpretation of the latest, often unexpected events. Apart from his or her store of background information, the analyst may have no data other than the initial, usually incomplete report. Under these circumstances, interpretation is based upon an implicit mental model of how and why events normally transpire in the country for which the analyst is responsible. Accuracy of judgment depends almost exclusively upon accuracy of the mental model, for there is little other basis for judgment.

It is necessary to consider how this mental model gets tested against reality, and how it can be changed to improve the accuracy of analytical judgment. Two things make it hard to change one's mental model. The first is the nature of human perception and information-processing. The second is the difficulty, in many fields, of learning what truly is an accurate model.

Conclusions

To the leaders and managers of intelligence who seek an improved intelligence product, these findings offer a reminder that this goal can be achieved by improving analysis as well as collection. There appear to be inherent practical limits on how much can be gained by efforts to improve collection. By contrast, an open and fertile field exists for imaginative efforts to improve analysis.

These efforts should focus on improving the mental models employed by analysts to interpret information and the analytical processes used to evaluate it. While this will be difficult to achieve, it is so critical to effective intelligence analysis that even small improvements could have large benefits.

In short this study should have its greatest impact on those attempting to interpret and analyze too many readouts. You know who you are. So do those who can and do benefit from the same readouts. A long background in the Methodology and its indigenous language helps a lot. Newer members often bypass our Glossary of Terms. This makes readout interpretation even more difficult.

Not having -or not choosing to have - an analytical mind, is more common than having one. Most humans demand simple procedures that produce "instant gratification." Uncomplicated "validation" has always been the cry of the majority. That's why we call our most advanced program The Validator. The essential readouts on the Validator 2 screen readouts are there to help **validate** the Probability Convergence in V/DC and to break ties.

Results from this study and the others I've published in the Follow Up, demonstrate the need for our Probability Convergence - a term you're not likely see in handicapping literature...yet.

Like my original ESP, It might cause sales of handicapping books and magazines to decline and rob the majority of alleged experts of their ability to disseminate MIS-information. Sooner or later some "expert" will come up with an **inaccurate** version of Probability Convergence, as so many have done with ESP.

The only problem remaining for clients is to *properly use the information* provided in our advanced computer programs, especially Validator 2. Some are still MIS-using their programs by relying on outdated information from the past. They try to turn the Methodology into a smorgasbord of mainstream maxims served up with our anti-mainstream concepts. When I finally learned how to spell "smorgasbord, I began warning against this. Our "Handicapping Revolution" is *not* a slogan. It is current reality.

Historically, both handicappers and nations have been well behind what more advanced thinkers have regarded as "current." The airplane, electricity, the internal combustion engine - even atomic energy - are just a few of the things that were conceived long before they came to fruition and social acceptance.

The same is true of handicapping. I have literature that only goes back as far as the early 1920's. But even then they were promoting faulty methods of adjusting times by so-called pars, trainer-jockey stats, workouts, weight, recency, post position, self-made daily variants, early position calls, final time only and, during one period, heavy emphasis on class from earnings was predominant. Fixed numeric track to-track adjustments by distance, surface and class were deemed as essential. The problem was and is, none are accurate.

Ironic, don't you think, that all the factors listed above, have become the basis of profit making "things for sale" by a host of entrepreneurs who are a major influence both on what horseplayers buy and what they believe in as gospel? Okay by us. Their data makes the public bet on Early Running, low paying horses that "should" win.

This helps us to produce contrarian information designed to help us enjoy profit from the higher paying contenders that **do** win.

It should not be necessary to add that Eric Penicka uses his own trainer-jockey stats to advantage.

This is because he confines his study to Ohio tracks and knows where to apply it.

With clients wagering at tracks throughout North America, compiling such information isn't feasible. If it were, I don't know anyone who has tried it. Even on the California circuit it helps only to recognize trainer jockey combinations that most often win with low mutuels. Hollendorf-Baze are a prime example from the Bay area. Just look at the odds and your readouts when you see such combinations.

Even the best trainer jockey or combination stats usually show up in Tiers 1-2. Public knowledge of such obvious facts are the reason for low paying favorites. However, they're also the reason for "False Favorites." Recognizing false favorites is another key to success.

The ultimate answer to

CONTENDER, PACELINE AND WAGERING DECISIONS

- Contains ALL vital screens from SYNTHESIS
- Features the F-6 function that *automatically picks*

the **MOST PREDICTIVE PACE LINE**

directly from TrackMaster's Past Performance download screen

~ NO NEED TO GO INTO THE PROGRAM'S READOUTS THEMSELVES ~

- Easy to read PRIMARY FACTORS screen from which to HIDE
 - A NEW Validator screen features the FIVE MOST VIABLE COROLLARIES

plus

- A NEW, Improved v/dc readout reflecting the dynamic new **Probability Convergence algorithm**

V/DC no longer confined to 5 contenders...

and now you can HIDE directly from the Validator screen

VALIDATOR 2

Validator 2 is for use with TrackMaster downloading only.

Prices are as follows:

Never had Validator or purchased Synthesis prior to August of 1999: \$650

Purchased Synthesis after 8/99: \$400

If you purchased Validator for full price of \$550 - Val 2 is \$100

purchased Validator for \$450 - Val 2 is \$200

purchased Validator for \$350 - Val 2 is \$300

purchased Validator for \$250 - Val 2 is \$400

California clients add 7.75% sales tax

For information about the program, call tech support 909-845-1728
(weekdays 11:30 to 3:00 PM Pacific time)

For further information on pricing, call the office: 909-845-5907



rites of spring

by 'Capper

Cold, cold days are still to come. Christmas is behind us and the calendar has expired and been replaced by a new one. Different year, same cycle. Last year's two year olds have become three and are thrust into their teenage racing careers. The grand prize being the winner's circle on the first Saturday in May. Hundreds are nominated and as the racing begins for the two year olds the list begins to dwindle fast. But ahhh, what a glorious time, new growth, new color and new life. It's spring.

April showers bring May flowers and June brides stream froth as nature begins to emerge from the dark, cold days of winter with hope, a swatch of vibrant color, and the warmth of spring. Little green sprouts emerge on seemingly lifeless tree limbs. Caterpillars turn into butterflies. Flower buds do just that. They flower. Rivers run full. Birds return and are chirping away. Baby birds yearn to be fed and to leave the nest. Two year old horses continue to mature hitting their teenage stage where they can be precocious and full of unrealized potential as they add weight and muscle and develop stamina and possibly heart.

The joy to each of us is in watching all of these events unfold. Wagercappers take a special interest not just of the coming three year old season and the races leading up to and including the Triple Crown but in all the horses that have matured a year and will be back on the track in action. Hopefully there will be fuller fields in all the carded events. In any event a new cycle has begun, one in which to relish the possibilities of selecting our won moments and emerging victorious from the betting line.

What the Triple Crown does for handicappers in general is focus interest on three year olds and their owners' drive for the attainment of the coveted prize. This focus culminates in the three big name races with million dollar purses. In order to get into these races though, a number of other races have been written in order to sift through the contenders gleaned the ones that will be most competitive in the three race series. So we have races limited by age for the up and coming showdowns. It also keeps these youngsters from getting beaten up by their elders. In a few instances these races do little more than showcase an over-bet favorite who romps to a winning margin of 10-12 lengths. However, in many others the fields are very competitive and offer outstanding mutuels as an overlooked contender breaks into the limelight. These are the races where Validator excels. The number of "prep" races seem to have expanded as more tracks are including races to get these emerging three year olds on their tracks to boost interest and excitement in horse racing. It is great. The side benefit is that this creates more opportunities to cash in on some nice prices. Sadly it also allows oldstream methods to get greater than usual exposure. This is lamentable for any newcomer but not so sad for profitcappers who need errant wagers to drive up the odds on their own selections.

Once again the Derby was outstanding for Methodologists. Excluding the front runners (not E horses, front runners), of which the favorite POINT GIVEN was one, puts MONARCHOS into a bettable position. The \$23 mutuel was a terrific return and further reminder of just how wonderful spring can be. The Run for the Roses was fruitful and profitable. From there POINT GIVEN rebounded to expected form and ran away from fields in the Preakness and the Belmont. This horse beat me in the Preakness and I had no investment in The Belmont. As we look at these last two races one can wonder about the Triple Crown. POINT GIVEN, the favorite had been impressive in Churchill Downs workouts prior to the race. So who knows why he did not run his best race that day. I do know that by not worrying about the investment in MONARCHO (and 3 other horses – the benefit of multi-horse wagering) returned a healthy return. Congratulations to all the Methodologists who used these races to pad their bottom lines.

Not necessarily a sign of spring but optimistically a sign of increasing interest in thoroughbred racing are the number of books currently out about the sport. These are not HOW TO handicapping books but novels about some of the legendary thoroughbreds and even a best-selling novel based on this the Sport of Kings. Of course, Dick Francis can be counted on for another mystery and in one of his more recent, Hot Money; he includes the Breeder's Cup races as one of the story lines. Another novel, a best seller, is Horse Heaven by Jane Smiley. Trainers, owners and jockeys from Europe and the U.S. are interwoven in this intriguing story culminating in the Breeder's Cup. Laura Hillenbrand's Seabiscuit, An American Legend is also currently on the best seller list. It appears that the Daily Racing Form has commissioned a number of its staff writers to compile a set of books on well-known racehorses. These are now available as well. Reading is a tremendous pastime and especially delightful if the books somehow relate to horse racing.

Roses, Black-eyed Susans and Carnations are all in full bloom and the three year olds have run the races for their flower blankets. Is spring sprung? No way. The next big event is, of course, the Breeder's Cup – this year on October 27 at Belmont Park. The preparatory races are spread across the rest of the spring months and into the summer months. July is the month they really get rolling. This helps refresh a time of year that might be referred to as the doldrums of summer. Hot, hard, fast tracks and slimming fields many years lead to an overabundance of short priced races and even short priced racing days. There are enough gems though to keep us going. They do require some patience to uncover. The winning races similar to any investment from which we expect a profit must be clearly isolated and the rest of the races passed. Sometimes it makes for a boring day. This may be a good time to have a good book around to read or even just a plain old 'good read', one for fun and enjoyment while waiting for the next race.

No methods, angles or techniques this time. Just a reminder to take some time to appreciate that which is around you. It may be more help for your bottom line than reminders and directions. There are many of us at times that too easily forget to do just that; enjoy our surroundings. You can always win at the track.

The 'Capper here with a race day reminder... work the plan, be profitable.

'Til next time.

DOUBLE DOS'ING: WHAT IS IT AND WHAT TO DO ABOUT IT

There you are, going along happily with a working program and all of a sudden it starts crashing. Not in the same place or at the same time just "when ever it feels like it" or so it seems. What has gone wrong? You go back to it and it seems to work fine then the next day it does the same thing. Could you be Double DOS'ing? Here's the answer.

Double DOS'ing is simply opening a DOS program twice. All of the Sartin Programs that use the TrackMaster Download share the downloaded files when they are running. If you open the same program twice or open two different Sartin programs you are forcing the programs to try to use the same data in two different places at the same time. Even a computer can't handle that one!


Since you probably are not doing this intentionally, how does it happen. Most of the time it's because the computer has minimized the program down to a little icon on the task bar, you don't notice it so you open the program again and start the race over again. If you had clicked on the icon it would have taken you right back to the place in the program where you stopped. This is one of Doc's favorites. He is working on a race, gets interrupted, the computer does it's own thing and when he turns back to it he clicks on the icon for Val2 and starts over again. Then the program crashes. If you turn the computer off and go back to it later everything's fine because you have shut down all the programs.

This is the way your desktop screen should look if you have a program open. Notice that the Val2 icon is in the task bar at the bottom of the screen. When you see it, click on it and you'll be back where you were. If you don't notice it and click on the shortcut, you've double dos'ed.

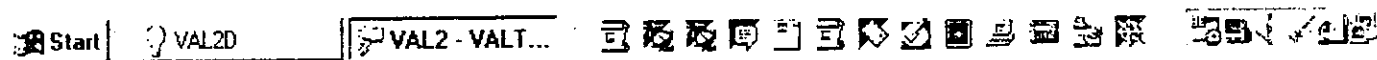


One of the other ways to get in to the same problem is to fail to completely close the program.

If you are using the shortcut on the desktop, when you exit the program you will get a small blue screen title "Finished" You must close this box in order to completely close the program. Notice that in this example we're in a real mess. We have Val2 open and Val2 Finished. If we don't start closing them out, nothing is going to work. Just click on the x in the blue screen to get rid of it then go back to the other running program and either work with it or close it out also



In the next example, we have the Val2 Demo program open as well as Val2. In this case, the Val2 icon is telling us that we are well in to the program by showing the location in the program where it shut down. Again, click on the icon and close the program completely to clear it out.



By way of prevention you might want to check the timer setting on your screen saver. It's OK to set it for as much as 30-60 minutes and doing so will prevent the computer from minimizing the program if you walk away from it for a few minutes.

Remember, check the bottom task bar and use it to go back to a running program rather than re-opening it. The same thing applies if you're not using the short cuts. The only difference is that the icon in the task bar will read MS/DOS instead of telling you which program is open. If you see more than one, get rid of the extras before going on.

FOR YOU TO CUT OUT AND TAKE WITH YOU!



COMPUTER SHOPPING NOTES

The Computer must be IBM Compatible. The Sartin Programs will not run on any of the MAC products.

PROCESSOR

RAM: An absolute minimum of 32 mgb, Preferably 64mgb
The more ram you have, the faster the program will run.

HARD DRIVE: Anything over 2gb is fine.

DOS MEMORY: This is extremely important. To run Synthesis or
Pace Launcher 4T you need at least 580 kb.

To check the DOS memory, perform the following test on
machine you are considering.

From MS/DOS at the C:\WINDOWS Prompt, type in
cd\ [enter]

From the C:\ Prompt, type in mem [enter]

About 2/3 of the way down the resulting screen will be
"Largest Executable Program Size xxxkb "

If that number isn't at least 580 kb and you really want the machine you might try asking
if the seller can re-configure it to get it up to the 580kb necessary before you buy it.

As an alternative, if you can find a computer with 560kb of DOS memory, this is enough
space to run the Validator or Validator2.

PRINTERS

Many Printers will not print in DOS. Check the box for information on System Require-
ments. It will list all of the versions of Windows and a few other operating systems. If MS/
DOS is not included, in all probability the printer will not print in DOS. It may print text but will
not be able to handle the graphics of the program. A few newer printers are now listing MS/
DOS 3.3 or better. This is fine as it is compatible with the Sartin programs

Blank? Yes!! Remove this page when you go computer/printer shopping... take it with you!

