


The FOLLOW UP

with Howard G. Sartin, Ph.D.

EVOLUTION

ISSUE #88



INDICAPPING REVOL

Winner Solstice

Publisher's Desk	1
Following Instructions - The Aftermath	5
Client Report - From a Maiden First Time Starter	17
Vox Populi	21
Tidbits by Eric Penicka	24
Meet The Press	28
Winning Tickets	29
Paceline Confusion - "Comparable"	30
Cycles by 'Capper	38
Psychology of Winning	40
Interpretation of Readouts - Synthesis	44
Shortcuts to Profit - Validator 2	52
From Tech Support...More About Conventional Memory	65

The FOLLOW UP is published six (6) times a year by O. Henry House, Inc. in conjunction with the Inland Empire Institute. Subscription price is \$90 per year; Canadian - \$95 (US) per year; other foreign subscribers: \$110 per year. Back issues are available for \$12.50 each. California residents add 7.75% sales tax. If you have any problem with your subscription or have a change of address, please contact O. Henry House at the address below. All information in this publication is for informational purposes only.

The FOLLOW UP

O. HENRY HOUSE, INC.

**1390 E. 6TH STREET, STE 5
BEAUMONT, CA 92223**

909-845-5907

between 1 and 3 PM Pacific time

E-MAIL

sartin@jps.net

Please send all correspondence to this address. This includes submission of material for publication consideration, letters, opinions, comments - whatever.

Thank you - O. HENRY HOUSE, INC.

Tech Support:

909-845-1728 Mon & Fri - 11:30 - 4:00 PM Pacific

shane@discover.net

O. HENRY HOUSE, INC.
PIRGO
THE SARTIN
METHODOLOGY
1390 E 6th St #5
Beaumont, CA 92223

STATEMENT OF POLICY


The Sartin Methodology is based in Psychotherapy and its goals are NOT directed toward fostering the illusions or delusions of gamblers seeking magic solutions for picking winners. We are primarily a healing arts organization dedicated to providing an alternative solution to mainstream psychiatry's prescription of total abstinence for non-winning handicappers. Our slogan is - and always has been -

"THE CURE FOR LOSING IS WINNING"



© 2001 O. HENRY HOUSE, INC.

All right reserved. No part of this work may be reproduced or transmitted in any form or by any means, electronic or mechanical, including photocopying and recording, or by any information storage or retrieval system, except as may be expressly permitted by the 1976 Copyright Act or in writing from the publisher. Past Performance and Results charts copyrighted by Daily Racing Form, Inc.



What's wrong with this article segment?

In competitive races with multiple contenders, it's not about "selecting" a winner but deciding the worth of each contender, then backing the contender(s) that go to post with potential payoffs at above their estimated true value. But remember, horses you deem non-contenders are not overlays, even at 99-1; however, a most-likely winner you rate at even money is worth betting at 3-2 (50% overlay). Given the contentiousness of Claiming Crown fields, it's unlikely that any one horse will rate such a high prerace appraisal.

The handicapper establishes worthy odds by weighing the pros and cons of each contender. The odds you give to each horse, as reflected in percentages, must not total more than 100 percent, for there's only a 100 percent chance that some horse will win the race. Estimate above 100 percent and you'll be seduced by underlays that you've dressed up to look like overlays. Most seasoned handicappers need not be line-making pros and can flesh out a hierarchy of value for their legitimate contenders.

I have great deal of personal affection for this author, so he'll remain nameless. I find fault in the fact that he is blindly assuming that all aspiring handicappers have an ability which, in truth, is extremely rare.

By and large, our group is the most intellectually oriented of any in this field. Yet, how many of you feel truly qualified to be one of the "You's" referred to in this piece? From letters, calls and e-mail I receive, very few, if any. For the 95% non-winning general public of "horseplayers," being one of the You's mentioned, is a joke.

"—You deciding the worth of each contender." "—horses **You** deem as contenders." "—a most likely winner you rate even, is **worth** betting at 3-2 (50% overlay)." Then the absolutist statements about how you must make a 100% line -not over 100%. In each statement it is assumed that this proverbial "You" has the kind of ability that I find extremely rare. I certainly don't have it or I'd be making win bets on a lot of 3-2 horses that eventually only show.

Overestimating the ability of the reader is a favorite technique of all "Value" authors. It saves them from having to offer a true method for finding value winners. They just stubbornly assume that the "You" they write for already knows how. This is a tragically ridiculous; an incredibly false assumption

For every frustrated client refusing to analyze specific situations but instead turning to us for some magic answer, I get two calls or e-mails from clients who have learned to "think" for themselves. One such call came from Bob Simero who wagers almost exclusively at Aqueduct. He wagers every racing day, about 30 races per week. His consistent ROI is 1.42.

In order to make a living, he bets more than most and frequently backs a win bet double to place. He needs action to maintain that 1.42 ROI, so he usually wagers 60-40; sometimes even 70-30.

He has little respect for the writings of the so-called "Value authors." He says he'd like to see the "pile" they make from racing (not books or articles) compared to his own. He laughs at the 14% profit earned by author Len Ragozin. He can't understand anyone bragging in a book about making a net profit of only 14%. He knows Ragozin makes a huge profit selling his famous "sheets." Simero sells nothing. His pleasure comes from laughing all the way to the bank.

I continue to be amazed at the profit earned by Eric Penicka. I also appreciate the way he submits Follow Up advice to those doing less well. My amazement stems from the fact that he's been with us for a much shorter time than the clients he, and the Follow Up, try to help. Despite his "expert" status before he joined us, he follows directions and knows intuitively how to apply or completely ignore "recency" and class - claiming levels. One would think that, because of his longtime expert status, he would be more likely to adhere to mainstream laws.

No. He's a man who realizes that staying ahead in our field means testing **new** concepts; and, if the testing proves positive, accepts those concepts. He has both tested and accepted.

Empathy.....

There are days at certain tracks, when I have a great deal of empathy for those who have little choice but to handicap them. Among such tracks, but not limited to them, are Keenland, Hialeah River Downs, and Remington Downs, to name a few. Granted, they all produce days that are great, but at other times local knowledge takes precedence over certain guidelines most often pertinent at major tracks.

Examples include a plethora of Maiden Special Weight races where the only way to get the winner is by (p)rojection or (x)traction. Many Turf races at Hialeah show no pacelines, so race 2 appears as race 1, etc. On races downloaded from Remington the card was shared with Beulah. Some contenders had SR's in the 40's and 50's. A 68 or 70 SR was a standout. But often these better lines were (p) or (x), Mostly (p). On many days at certain tracks, Turf-Dirt, (p) and (x) guidelines pertaining to California, New York, Chicago, Washington state, New Jersey, Pennsylvania, etc., do not conform to the vagaries of other circuits. (Is this why our best known "experts" apply their skills at the majors)?.

For those who may think I don't understand or appreciate the problems they encounter on

certain days at many tracks, please accept the fact that I do. I frequently enter cards for tracks where I don't bet until I've obtained, through practice, the kind of "Local Knowledge" that's essential for mastering these tracks.

We have many clients who have developed a keen understanding of the vagaries of their track(s). They are winning races I could not win at first attempt. It took a lot of trial and error before I caught on. While practicing I passed a lot of races.

This goes back to one of my original instructions: If you have to make more than two mental deliberations on a race, Pass. At any track, excessive deliberation becomes reduced through practice and your own auto-awareness of various indigenous quirks.

I still get calls from clients living far from Beaumont who want to spend an extended period of time here and go with me to the races. When told that's not the way we conduct hands-on help sessions, they always mention the week England's Tim Brothers spent here and the fact that I took him to a betting site. What they fail to realize, even though I spelled it out, is that Tim did the handicapping and I used and bet from *his* readouts. He also spent hours going over the mistakes in reports from some Non-winners, helping them to achieve his own skill level.

I'm amazed by anyone who believes anything of lasting value about selecting and betting winners can be learned under the conditions existing at a track or betting site. I learned this the hard way. If you're at all known, you have to whisper or be surrounded by who-do-ya-like horse "players" wanting in on the conversation. Besides, I'm not a tout and I don't believe in telling anyone what to bet. I could make an incorrect call costing someone money.

This is a self-help Methodology. Most clients understand this. They come from as far away as Georgia, New Jersey or, as in Tim Brother's First visit here in 1996, England. I put them through a pre-planned series of day-long handicapping, decision-making exercises that I know from long experience, helps them far more than any group seminar or track-side advice.

Some clients think that I hold back some personal "secrets." When they spend a day with me they find out that isn't true. By day's end they learn that the so-called "secrets" were theirs all along.

They just weren't using them properly.

In this issue a lot of space is dedicated to contender/paceline selection. It suggests something that clients seldom do. Before concluding that **you** can qualify contenders by just looking at their pacelines, first consider entering several lines for those with the higher ML's. See how they rank/tier relative to more obvious choices. In other words, do the opposite from what's recommended by the "experts." Start with the odds and work backwards.

If mainstream "qualification rules" worked, there would be no double digit winners! By the same token if you can **really** spot overlay winners by just scanning pacelines, sell me *your* method.

I can now assume you've read and digested the first page of this article, the one about "Value" betting and the 100% line. Let's compare that popularly accepted "Value" concept with our own:

Here is our line - before the favorites, JUST and BROCCO have been hidden from our win only readout (BROCCO showed). Some clients pay little attention to our line, so they fail to fully benefit from it.

AQU0419- 5 6.0D \$43,000
BOTTOM LINE -- BETTING LINE (VAL2)

PNCNAME Ldt	SR	BAL	LS	TIE	ODDS	TRKDISTS	M/L	DAYS	AGE
3?WATRA1	86	4	20.3		9-5	AQU 6.0D	6/1	22	3
1A STAGE1	84	8	17.8		5-2	AQU 6.0D	9/2	25	3
2 BROCC1	82	5	17.3		5-2	AQU 6.5D	3/1	27	3
4 SECRE2	81	8	11.0		5-1	DEL 5.5D	6/1	15	3
5 SHARE2	82	8	10.0		5-1	AQU 6.0d	9/2	15	3
6 BACKS1	80	10	9.0		6-1	AQU 6.0d	5/1	39	3
7 JUST 1	81	9	7.0		8-1	AQU 7.0D	4/1	15	3
			92.4		37.5				

STAGE has final odds of 5.3-1. That's better than our line of 9-5, So, is it a bet? No, we don't bet on a horse just because it's an overlay. We consult our program Rankings and Tier levels. WATRA is going off at 6-1. We have it as 9 - 5. That's better than 3-2. Do we automatically bet it? No. Again we consult our Rankings or Tier Levels.

Our line on BACK is 6-1. Its actual odds are 18.2-1. Our line on SHARE, the winner of this race, is 5-1. Its true odds are 14.2-1. Its overall ranking on Synthesis is #2. On Val 2 it is a #1. We wager by Ranking (Synthesis) or Tier Level (Val 2), *relative* to final odds. There can be no doubt in anyone's mind that SHAR is at least a win bet. All the other contenders for win are also overlays. Only WATRA, at 6-1, has a ranking comparable to SHAR. Some would bet it, others will make another choice, perhaps one of the favorites from the Before Hides readout.

Two things I know. At 14.2 to one, no expert 100% line maker would have SHAR at 2-1 after Hides. Most I know would not even include the horse in their figures at all. I'm also from Missouri when it comes to BACK.

You have the best line in all of handicapping. May I humbly suggest that you make optimal use of it?

Marty Dahl~

Following Instructions... The Aftermath

In Follow Up 87 I applauded northern California's Marty Dahl. Not so much for his obvious skills - many clients have skill - but for his *attitude*.

He came to Beaumont, loaded with his wife's delicious Biscotti, for a session of personal observation and instruction. At the time Marty was a Synthesis user. He was doing okay, cherry picking value races from an assortment of tracks available at his off-site center, Pleasanton, Ca. He wanted Val 2. He grasped the fact that it was faster and more precise. Speed and precision are what he needed to maximize his profits from multi-track wagering.

We did not go right to the computer for immediate lessons in the use of Val 2. Neither did we go to a betting center where both teaching and learning are virtually impossible.

We sat back in comfortable chairs and discussed concept and attitude. Marty has the attitude. He was not familiar with some of the terminology in Val 2. Mostly he was anxious to learn the **concept** behind the program and how it differed from previous programs. We discussed Probability Convergence.

Then I alluded to the reason behind the success of billionaire motivational Guru, Tony Robbins. He's never quite been my cup of tea, although I did his firewalk in Palm Springs in 1986. Robbins' secret is reducing what everyone thinks is complex to the most **simple**.

This is precisely what Val 2 does.

It's too bad all clients won't spend an hour learning to understand the concept behind this Methodology and its computer programs. They'd all be profitable winners.

Marty is one of the 75% of clients who visit me in Beaumont and leave with heightened awareness, enthusiasm and increased self-confidence. The other 25% leave with a vacuous expression of hope that they'll do as well at the track as they did here. Even Tony Robbins has his share of failures. I guess for 5 million net a year, that's to be expected.

Personally, anyone leaving this office with no self-confidence, leaves a bad taste in my mouth. With Marty the taste was great; augmented by the taste of his wife Marsha's delicious Biscotti.

The follow-up to his visit is told now by Marty, himself.

Dear Doc:

Just a note to say thank you, again, for taking the time to spend the day with me during my recent trip to southern California. It was truly a pleasure to finally meet you and your two Mary's. Also, I appreciate the kind words you mentioned about me in the latest Follow Up. As promised, I have enclosed some more biscotti--some are chocolate dipped--from my wife, Marsha. We hope you enjoy them.

I've also sent along some backup on a couple of races I had success with over the past weekend while at the off-track facility in Pleasanton. I thought they would be good examples of what can be accomplished with Validator 2 by simply following your instructions to wagercap and not handicap. I've included a step-by-step guideline for each race. Perhaps others might find it encouraging, maybe even inspiring, to see once again the exceptional power and efficiency of what you've created, as contained in these two examples. In both cases, traditional handicapping would not have achieved the same results, I am sure.

On Saturday, July 7th, in the 8th race at the Pleasanton Fair, we have a \$6250 claimer at 8.3 miles on the dirt. Using the Equalized, Normalized and Adjusted pace lines we get the following:

- #1- select 2nd line back; even though 3rd line has higher SR it is more than 7.5 beaten lengths.
- #2- select 3rd line; 1st line has higher SR but surface is Turf, not dirt.
- #3- select 1st line; best of last 3.
- #4- select 1st line; broke maiden; all lines are projected.
- #5- select 2nd line; best of last 3.
- #6- select 2nd line; entered 1st and 2nd lines--F6 ranked both even. Program then chose 2nd line, even with lower SR.
- #7- select 2nd line; best of last 3.
- #8- select 1st line; over 7.5 beaten lengths, so will be hiding it, anyway.
- #9- select 2nd line as much the best of last 3.
- #10- select 3rd line as much the best of last 3.

Running the calculations gives us the BL/BL output with the 8/5 favorite #5 first, #9 at 15-1 m/l and #10 at 10-1 m/l tied for second and #2 fourth. After hides, using the Primary Corollary column we're left with #5, #10, and #9 and #2 tied for third. Going to the Validator screen we see the tiers reflecting #5 and #9 on top with #10 next and #2 fourth. Before hides, the Validator shows #5 first, with #10 and #9 tied for second--a consistently strong showing for the price horses.

Following your wagercapping advice, the 10 and 9, at odds of 17-1 and 65-1, respectively, are bet to win along with a trifecta box using the top-tiered favorite #5 with the 10 and 9. I've enclosed a copy of my W-2G IRS form for the trifecta which paid \$1189.80 for \$1. The 10 paid \$37.60 to win. Using traditional handicapping, I know I would have left out the 9 in the mix—coming off a maiden race and ridden by Jim Burns, whose only real success is riding mules at the Fair circuit. Obviously, the crowd had similar feelings, sending him off at 65-1. And what about the \$37.60 winner? 1/27 lifetime and stepping up in class from a \$3200 claimer!! All I can say is thank you, Doc— for your insight, your integrity, and your persistence. That's where Validator2 has come from.

A few minutes later, the 7th race at Hollywood Park was set to go—a 6 furlong \$40k starter allowance on the dirt. Selecting the pace lines was extremely straightforward. Using the Equalized, Normalized and Adjusted lines, simply take the highest SR of each horse's dirt sprints in the last 3 races. There were no projections necessary, no surface or recency issues--nothing. We are left with a Validator ranking, after hides, of the #1 on top, followed by the 3 and the 9 tied for second. With the 1 going off at 8-1, the 3 at 23-1 and the 9 the favorite at odds-on, the win wager choices were easy. Then a box on the 1-3-9 for the exact and trifecta resulted in another significant payout. The finish was #1 paying \$19.40 to win, followed by the 9 and 3, all within 3/4 lengths of each other. The exacta paid \$27.20 and the tri paid \$358.30 for \$1. By the way, #7 was scratched. Once again, traditional handicapping would have missed this. The winner was stepping up off a maiden win and a layoff. The 3 showed ugly form in its last race and is ridden today by Joe Steiner. Wagercapping made the selection clear and did not require an abundance of time to get there. That's particularly helpful to me, since I take my laptop to the facility and generally execute the selections on-site, moving from track to track, sometimes five or six in a day's work. Validator2 and you, Doc, make it possible.

Hope this finds you and your family in good health. God Bless....

Sincerely,



Marty Dahl

PLN0707 8 8.3 D CL 3+ \$7,000 CP=\$6,250 1/10
 R W P S W% R W P S EARNINGS W% EPS
 RANDA, ALFRE 54 7 8 7 13 LIFE 18 1 5 3 15,675 6 871
 JERS, ALLEN 11 1 3 0 9 CURR 8 0 2 2 5,424 0 678
 PAST 10 1 3 1 10,250 10 1,025
 D-RT 12 1 3 2 11,076 8 923
 OFF-D 1 0 0 0

ML=12/1

1 DERBY MC Q.

AGE=4

COMMENT:

EQUALIZED, NORMALIZED AND ADJUSTED
 L DAYSTRK RCODESTSD 1STC 2NDC FINC BL1 BL2 BLS BLF SR L PI
 1 27BM 1FT 5.5Dp 47.5 112.8 141.3 6.60 7.50 8.50 8.60 67 1
 2 77BM 9FT 8.0D 47.4 111.8 141.4 6.10 6.10 6.20 7.10 68 2 X
 3 86BM 6FT 8.0D 47.0 111.2 139.1 7.20 7.10 13.50 14.80 72 3
 4 105GG 9FT 8.5D 47.3 112.3 142.0 7.70 1.90 0.15 2.00 70 4
 5 119GG 10FT 8.5D 47.0 111.1 140.7 4.00 1.00 1.50 1.80 77 5
 6 147GG 9WF 8.0D 47.0 111.3 140.2 3.50 2.10 3.10 5.50 76 6
 7 161GG 9FT 8.5D 45.8 110.4 141.1 15.50 12.10 3.00 1.00 76 7
 8 185GG 3FT 8.0D 47.1 112.1 141.4 7.00 4.60 7.10 10.80 64 8
 9 246BM 5FT 8.0D 46.3 111.4 141.3 11.20 8.00 6.00 6.00 69 9
 A 262BM 4FT 8.0D 47.2 112.2 141.4 4.50 1.60 2.10 3.30 72 A

PLN0707 8 8.3 D CL 3+ \$7,000 CP=\$6,250 2/10
 R W P S W% R W P S EARNINGS W% EPS
 RRENJR, RONA 56 6 8 7 11 LIFE 13 1 1 2 8,730 8 672
 ERINSEN, AL 14 0 0 5 0 CURR 8 1 1 2 8,120 13 1,015
 PAST 5 0 0 0 610 0 122
 D-RT 8 1 1 2 8,072 13 1,009
 OFF-D 2 0 0 0

ML= 5/1

2 FABULOUS GROOM

AGE=5

COMMENT:

EQUALIZED, NORMALIZED AND ADJUSTED
 L DAYSTRK RCODESTSD 1STC 2NDC FINC BL1 BL2 BLS BLF SR L PI
 1 20BM 8FM 8.5T 47.3 111.6 140.8 8.20 4.60 4.10 1.70 76 1
 2 35BM 2FT 8.0D 47.1 112.4 141.7 8.00 2.70 2.60 2.30 71 2
 3 62BM 9FT 8.5D 46.6 111.3 141.7 8.00 6.00 4.50 0.00 73 3 X
 4 90BM 9FT 8.5D 47.1 111.8 142.3 7.20 6.20 5.00 0.80 70 4
 5 105GG 4FT 6.0Dp 46.7 111.2 141.1 16.10 19.10 13.50 11.00 66 5
 6 118GG 6FT 8.5D 47.6 111.8 141.2 12.10 12.70 11.50 13.10 63 6
 7 154GG 5FT 8.0D 47.7 113.0 143.5 7.50 9.20 13.60 17.90 47 7
 8 175GG 9MY 8.0D 48.2 113.5 143.2 0.15 0.20 0.00 1.60 64 8
 9 203GG 9MY 8.0D 47.7 113.2 143.1 4.00 4.00 5.10 10.60 56 9
 A 223GG 1FT 6.0Dp 47.0 111.2 140.4 10.50 15.10 12.60 12.00 68 A

PLN0707 8 8.3 D CL 3+ \$7,000 CP=\$6,250 3/10
 R W P S W% R W P S EARNINGS W% EPS
 TRIAGA, JOSE 77 7 12 16 9 LIFE 6 1 1 1 6,795 17 1,133
 VOIR, HOWAR 63 7 6 15 11 CURR 4 1 1 1 6,644 25 1,661
 PAST 2 0 0 0 150 0 75
 D-RT 6 1 1 1 6,798 17 1,133
 OFF-D 2 0 1 0

ML=12/1

3 AFTA DAVID

AGE=4

COMMENT:

EQUALIZED, NORMALIZED AND ADJUSTED
 L DAYSTRK RCODESTSD 1STC 2NDC FINC BL1 BL2 BLS BLF SR L PI
 1 20BM 10FT 8.5D 46.5 111.3 142.4 2.60 2.10 2.00 0.00 70 1 X
 2 132GG 9MY 8.0D 47.8 112.7 142.2 1.00 3.00 8.00 10.80 60 2
 3 154GG 5FT 8.0D 47.7 113.0 143.5 3.00 2.60 2.60 1.30 63 3
 4 174GG 3GD 8.0D 47.2 112.9 142.9 1.10 2.10 2.60 5.50 62 4
 5 199GG 8FT 8.0D 47.1 113.1 143.1 12.10 7.60 9.00 8.80 58 5
 6 224GG 10FT 8.0D 47.1 111.9 141.1 12.60 10.30 10.50 13.10 63 6

PLN0707 8 8.3 D CL 3+ \$7,000 CP=\$6,250 4/10
 R W P S W% R W P S EARNINGS W% EPS
 PEZ, ADALBER 68 8 14 11 12 LIFE 5 1 0 1 7,255 20 1,451
 XINER, BRIAN 32 9 3 3 28 CURR 5 1 0 1 7,255 20 1,451
 PAST
 D-RT
 OFF-D 1 0 0 0

ML= 8/1

4 FLOH'S FLYER

AGE=3

COMMENT:

EQUALIZED, NORMALIZED AND ADJUSTED
 L DAYSTRK RCODESTSD 1STC 2NDC FINC BL1 BL2 BLS BLF SR L PI
 1 30BM 5FT 6.0Dp 47.7 112.6 143.1 2.70 4.50 3.00 0.00 66 1 X
 2 55BM 9FT 6.0Dp 47.5 112.0 141.7 0.20 2.60 4.60 6.60 67 2
 3 136SA 8FT 5.5Dp 45.9 111.5 140.8 7.80 9.10 6.60 11.00 67 3
 4 147SA 6WF 6.0Dp 46.3 111.1 140.5 5.40 7.10 4.60 4.80 75 4
 5 173SA 4FT 6.5Dp 46.9 111.9 141.3 2.70 3.10 4.80 8.60 67 5

PLN0707 8 8.3 D CL 3+ \$7,000 CP=\$6,250 5/10
 R W P S W% R W P S EARNINGS W% EPS
 MPKINS, JASO 114 32 17 11 28 LIFE 22 1 3 3 36,155 5 1,643
 ESCUA, RENE 27 2 2 5 7 CURR 8 0 2 0 9,448 0 1,181
 (c) 366 /JOHNSON \$40,000 PAST 14 1 1 3 26,698 7 1,907
 D-RT 4 0 1 0 4,992 0 1,248
 OFF-D 5 0 1 0

ML= 8/5

5 CHARLSTON BLUE
COMMENT:

AGE=4

PLACE \$4⁰⁰

EQUALIZED, NORMALIZED AND ADJUSTED

L	DAYSTRK	RCODISTSd	1STC	2NDC	FINC	BL1	BL2	BLS	BLF	SR	L	PI
1	29BM	8FT 8.0D	46.8	111.4	140.1	2.00	4.60	7.60	10.00	71	1	
2	50BM	5FT 8.0D	46.8	111.2	141.1	5.00	5.00	3.00	1.50	75	2	X]
3	76HOL	1FT 6.5Dp	47.0	111.3	141.3	4.10	6.50	4.50	7.10	69	3	
4	83SA	8FT 6.0Dp	46.2	111.0	140.6	10.30	8.20	7.20	5.50	73	4	
5	118SA	8FT 6.5Dp	46.1	110.4	140.3	3.60	5.10	8.70	12.80	68	5	
6	133SA	5WF 7.0Dp	46.5	110.4	140.0	2.60	1.70	0.00	0.20	82	6	
7	150SA	3GD 8.0D	46.3	111.7	141.0	3.00	4.60	10.00	15.50	62	7	
8	178SA	6FT 6.5Dp	46.1	110.0	139.5	4.10	6.50	5.20	8.10	76	8	
9	199HOL	8FT 7.5Dp	46.2	110.6	140.3	2.10	0.70	0.00	0.00	80	9	
A	211HOL	8FT 6.5Dp	46.9	111.3	140.7	5.60	4.60	4.00	2.30	76	A	

PLN0707 8 8.3 D CL 3+ \$7,000 CP=\$6,250 6/10
 R W P S W% R W P S EARNINGS W% EPS
 GADILLO, AG 63 3 5 11 5 LIFE 19 1 4 5 21,365 5 1,124
 LEY, DOUG 25 4 5 4 16 CURR 8 0 2 2 5,488 0 686
 (c) 493 /SHERMAN \$13,000 PAST 9 1 2 2 14,670 11 1,630
 D-RT 9 0 3 3 9,801 0 1,089
 OFF-D 4 0 0 0

ML= 7/2

6 THE MAN HIMSELF
COMMENT:

AGE=4

EQUALIZED, NORMALIZED AND ADJUSTED

L	DAYSTRK	RCODISTSd	1STC	2NDC	FINC	BL1	BL2	BLS	BLF	SR	L	PI
1	21BM	6FT 8.0D	46.7	111.6	140.9	1.00	0.00	1.50	4.00	74	1	
2	35BM	2FT 8.0D	47.1	112.4	141.7	3.00	0.00	0.00	0.80	73	2	X]
3	49BM	5FT 8.5D	46.8	111.3	140.8	0.00	0.00	5.00	6.50	71	3	
4	63BM	6FT 8.5D	46.5	111.2	141.3	5.70	0.60	6.00	6.70	69	4	
5	77BM	9FT 8.0D	47.4	111.8	141.4	1.50	1.50	3.10	5.50	70	5	
6	91BM	10FT 8.5D	47.1	111.6	141.0	2.00	4.00	6.50	6.00	71	6	
7	104GG	6GD 6.0Dp	47.1	112.0	141.4	5.70	5.30	8.60	9.60	66	7	
8	111GG	5FT 6.0Dp	46.5	110.5	139.4	5.10	8.60	13.00	15.90	69	8	
9	399GG	1FT 8.0D	47.6	112.5	142.9	3.10	1.60	0.50	1.80	66	9	

ML=15/1

9 SWOONSEASTER COMET
COMMENT:

AGE=4

Show \$13⁰⁰

EQUALIZED, NORMALIZED AND ADJUSTED

L	DAYSTRK	RCODISTSd	1STC	2NDC	FINC	BL1	BL2	BLS	BLF	SR	L	PI
1	13STK	8FT 8.0D	46.8	113.3	144.3	4.10	0.60	0.00	0.00	60	1	
2	34BM	6FT 8.0D	47.2	111.9	140.8	3.00	3.70	6.00	4.30	74	2	X]
3	64BM	8FT 6.0Dp	48.3	112.9	141.4	3.20	6.20	6.50	5.00	70	3	
4	91BM	9FT 6.0Dp	48.0	113.4	141.7	2.30	3.60	4.50	4.50	69	4	
5	233GG	6FT 8.0D										
6	248BM	5FT 6.0Dp	47.5	111.8	140.6	7.80	11.30	12.10	11.90	67	6	
7	266BM	10FT 6.0Dp	46.9	111.6	142.1	8.10	11.30	9.10	7.60	64	7	
8	288BM	8FT 8.0D	47.7	112.5	141.0	7.60	13.00	16.60	18.70	58	8	
9	311SAC	3FT 5.0Dp	46.9	112.3	142.3	5.10	3.70	2.50	3.00	67	9	
A	324FER	6FT 6.5Dp	47.3	112.6	142.1	0.50	3.00	4.00	3.30	68	A	

PLN0707 8 8.3 D CL 3+ \$7,000 CP=\$6,250 10/10
 R W P S W% R W P S EARNINGS W% EPS
 GURN, CRAIG 62 6 5 11 10 LIFE 27 1 2 4 13,590 4 503
 PHY, CHUCK 8 4 0 2 50 CURR 7 0 0 2 2,989 0 427
 PAST 13 0 2 2 6,708 0 516
 D-RT 21 1 2 3 11,697 5 557
 OFF-D 2 0 0 0

ML=10/1

10 WINE PACK
COMMENT:

AGE=5

Win \$37⁶⁰

EQUALIZED, NORMALIZED AND ADJUSTED

L	DAYSTRK	RCODISTSd	1STC	2NDC	FINC	BL1	BL2	BLS	BLF	SR	L	PI
1	24STK	6FT 8.0D	47.4	112.8	142.5	9.20	7.10	3.70	1.00	69	1	
2	49BM	5FT 8.5D	46.8	111.3	140.8	10.00	10.20	14.10	12.90	65	2	
3	63BM	6FT 8.5D	46.5	111.2	141.3	8.20	2.90	4.50	1.00	75	3	X]
4	69BM	9FT 8.5D	47.5	111.7	141.9	9.60	8.10	5.60	5.00	67	4	
5	91BM	10FT 8.5D	47.1	111.6	141.0	10.00	8.50	12.00	10.00	67	5	
6	146GG	9WF 8.0D	46.6	111.6	141.1	8.80	9.00	6.10	4.10	72	6	
7	167GG	1FT 8.0D	47.3	111.8	141.9	6.60	6.60	2.80	0.80	72	7	
8	189GG	9FT 8.0D	46.9	112.5	142.6	8.30	9.50	6.60	6.00	63	8	
9	210GG	6FT 8.5D	46.6	111.3	142.0	17.70	13.70	10.40	7.20	65	9	

PLN0707- 8 8.3D \$7,000

THE VALIDATOR (VAL2)

#	PNCNAME LdT	SR	BAL	TOT-R	EP-R	LP-R	CP-R	HE-R	FX-R	V/DC-T
1	1 DERBY2	68	10	6	8	7	8	6	7	6
2	2 FABUL3	73	10	5	5	3	4	2	5	3
3	3 AFTA 1	70	14	8	1	8	7	8	8	6
4	4 FLOM'lp	66	12	9	9	5	9	7	9	7
5	5 CHARL2 1	75	6	2	3	3	1	3	3	1
6	6 THE M2	73	10	7	4	4	5	5	2	5
7	7 SENOR2 1	72	8	3	7	2	6	3	4	4
8	8?T X JAL ₀ ¹	53	11	X	X	9	X	9	X	8
9	9 SWOON2	74	5	1	6	1	3	4	1	2
0	10 WINE 3	75	8	4	2	6	2	1	6	2

PLN0707- 8 8.3D \$7,000

BOTTOM LINE -- BETTING LINE (VAL2)

HIDE#	PNCNAME LdT	SR	BAL	LS	TIE	ODDS	TRKDISTS	M/L	DAYS	AGE
(2)	5 CHARL2 1	75	3	22.8		EVEN	BM 8.0D	8/5	29	4
(4)	10 WINE 3	75	5	20.8		9-5	BM 8.5D	10/1	24	5
(3)	9 SWOON2	74	4	19.3 *		2-1	BM 8.0D	15/1	13	4
(1)	2 FABUL3	73	6	19.3 *		2-1	BM 8.5D	5/1	20	5

SYNTHESIS POWER RANKINGS AND FRACTALS

				B	L	T	PRIM		SUPP	FRACT					PRIM												SUPP			
#	PNCNAME	LdT	SR	A	S	O					E	L	N	ESP	SCBL	E	L	C	T	H	F	F	S	F	Σ	T	T			
				L	P	T	LS	R	LS	R						P	P	P	T	E	W	X	P	X		S	P			
1	2	FABUL3	73	6	1	4	19	3	16	2	4	4	3	S/P	1.0	3	2	4	2	2	3	3	2	3	3	4	4			
2	5	CHARL2 1	75	3	3	2	14	1	8	1	2	2	2	S/P		2	2	1	3	3	1	2	1	2	1	2	2			
3	9	SWOON2	74	4	4	1	19	3	8	1	1	1	1	SUS	2.0	4	1	3	4	4	2	1	3	1	2	1	1			
4	10	WINE 3	75	5	2	3	16	2	16	2	3	3	3	S/P		1	3	2	1	1	4	4	2	4	4	3	3			

SCBL Calculated by Program to Conform to Today's Pace

FRACTALS WEIGHTED: E=Early L=Late N=Normal

THE VALIDATOR (VAL2)

#	PNCNAME LdT	SR	BAL	TOT-R	EP-R	LP-R	CP-R	HE-R	FX-R	V/DC-T
1	2 FABUL3	73	6	4	3	2	4	2	3	3
2	5 CHARL2 1	75	3	2	2	2	1	3	2	P 1
3	9 SWOON2	74	4	1	4	1	3	4	1	S 1
4	10 WINE 3	75	5	3	1	3	2	1	4	W 2

HOL0707 7 6.0 D SH 3+ \$24,000 CP=\$40,000 1/9

	R	W	P	S	W%		R	W	P	S	EARNINGS	W%	EPS
PROZA, MARTI	55	9	2	14	16	LIFE	6	1	2	0	22,640	17	3,773
RAVA, JACK	30	6	4	8	20	CURR	3	1	1	0	14,520	33	4,840
						PAST	3	0	1	0	8,118	0	2,706
						D-SP	6	1	2	0	22,638	17	3,773
						OFF-D							

ML= 8/1

1 FLYING JEB

AGE=4

W \$1940

COMMENT:

EQUALIZED, NORMALIZED AND ADJUSTED

L	DAYSTRK	RCODISTSd	1STC	2NDC	FINC	BL1	BL2	BLS	BLF	SR	L	PI
1	42HOL	1FT 5.5D	22.3	46.1	111.0	0.60	0.00	0.00	0.00	81	1	
2	90SA	9FT 6.0D	22.0	45.1	109.6	0.00	0.50	2.00	1.50	86	2	X]
3	108SA	2FT 6.0D	21.5	43.9	109.7	1.00	6.00	8.00	6.50	81	3	
4	225GG	2FT 6.0D	22.1	45.1	109.9	1.10	0.00	0.00	1.00	86	4	
5	238BM	1FT 6.0D	22.5	45.4	109.7	0.00	0.00	2.50	5.30	82	5	
6	271BM	3FT 6.0D	22.5	45.3	110.2	6.60	8.60	9.00	9.50	75	6	

HOL0707 7 6.0 D SH 3+ \$24,000 CP=\$40,000 2/9

	R	W	P	S	W%		R	W	P	S	EARNINGS	W%	EPS
LDIVIAJR, JO	59	10	11	9	17	LIFE	5	1	1	0	15,880	20	3,176
VEREUX, JOSE	5	1	0	0	20	CURR	5	1	1	0	15,880	20	3,176
(c) 37 /MATLOW \$32,000						PAST							
						D-SP	4	1	1	0	15,880	25	3,970
						OFF-D	1	0	0	0			

ML= 4/1

2 ARMED 'N CRAFTY

AGE=3

COMMENT:

EQUALIZED, NORMALIZED AND ADJUSTED

L	DAYSTRK	RCODISTSd	1STC	2NDC	FINC	BL1	BL2	BLS	BLF	SR	L	PI
1	37HOL	2FT 6.0D	22.2	45.2	110.3	0.00	0.00	0.00	0.00	85	1	X
2	63HOL	4FT 6.5D	22.5	45.8	110.7	0.00	0.15	1.50	1.50	81	2	
3	99SA	8FM 6.5T	23.3	46.4	110.4	3.50	6.00	6.60	10.10	74	3	
4	133SA	1WF 6.0D	21.7	44.6	109.5	3.10	3.10	2.60	5.00	84	4	
5	168SA	5FT 5.5D	20.9	44.2	110.1	6.70	8.50	6.60	2.00	84	5	

HOL0707 7 6.0 D SH 3+ \$24,000 CP=\$40,000 3/9

	R	W	P	S	W%		R	W	P	S	EARNINGS	W%	EPS
YINER, JOSEP	13	1	1	0	8	LIFE	7	1	0	0	14,620	14	2,089
APP, STEVE	5	0	0	2	0	CURR	3	0	0	0	2,079	0	693
(c) 316 /SADLER \$25,000						PAST	4	1	0	0	12,540	25	3,135
						D-SP	7	1	0	0	14,623	14	2,089
						OFF-D							

ML=20/1

3 L'NATURAL HIGH

AGE=4

Show

COMMENT:

EQUALIZED, NORMALIZED AND ADJUSTED

L	DAYSTRK	RCODISTSd	1STC	2NDC	FINC	BL1	BL2	BLS	BLF	SR	L	PI
1	21HOL	8FT 6.0D	21.8	45.1	110.6	4.10	5.20	7.40	7.10	76	1	
2	43HOL	6FT 6.0D	22.2	45.2	110.1	0.00	0.00	0.00	3.50	82	2	
3	57HOL	6FT 7.0D	21.6	44.4	110.0	0.15	0.15	0.00	1.50	85	3	X]
4	297DMR	10FT 7.0D	22.3	45.2	110.6	0.60	1.50	11.60	19.10	64	4	
5	316DMR	8FT 6.0D	21.8	45.3	111.2	0.00	0.00	0.00	0.00	80	5	
6	328DMR	1FT 6.0D	21.6	44.9	110.9	0.00	0.00	0.50	5.50	76	6	
7	342DMR	6FT 6.0D	22.1	45.7	110.8	4.80	5.80	7.00	8.00	74	7	

HOL0707 7 6.0 D SH 3+ \$24,000 CP=\$40,000 4/9

	R	W	P	S	W%		R	W	P	S	EARNINGS	W%	EPS
MEIDA, GONCA	33	4	5	4	12	LIFE	6	1	0	0	12,960	17	2,160
JTE, MELVIN	15	2	2	3	13	CURR	6	1	0	0	12,960	17	2,160
						PAST							
						D-SP	5	1	0	0	12,960	20	2,592
						OFF-D							

ML=15/1

4 RED DAWN

AGE=3

COMMENT:

EQUALIZED, NORMALIZED AND ADJUSTED

L	DAYSTRK	RCODISTSd	1STC	2NDC	FINC	BL1	BL2	BLS	BLF	SR	L	PI
1	10HOL	3FM 5.5T	21.9	45.1	110.6	0.00	0.00	0.15	5.10	78	1	
2	23HOL	6FT 6.0D	21.7	44.9	111.1	0.00	0.00	0.00	0.00	81	2	X]
3	41HOL	6FT 6.0D	21.9	45.4	111.0	0.00	0.00	2.50	9.50	71	3	
4	83SA	10FT 5.5D	21.5	45.1	110.9	1.60	4.50	8.50	10.60	71	4	
5	98SA	6FT 6.5D	21.9	45.4	110.9	0.00	0.15	7.30	17.60	64	5	
6	126SA	11FT 6.5D	21.6	44.9	110.4	5.50	11.70	26.60	33.30	51	6	

HOL0707 7 6.0 D SH 3+ \$24,000 CP=\$40,000 5/9
 R W P S W% EARNINGS W% EPS
 TE, TYLER 104 15 9 8 14 LIFE 1 1 0 0 9,900 100 9,900
 LSH, KATHY 7 2 0 2 29 CURR 1 1 0 0 9,900 100 9,900
 PAST
 D-SP 1 1 0 0 9,900 100 9,900
 OFF-D

ML= 6/1

5 JERSEY REBEL

AGE=3

COMMENT:

EQUALIZED, NORMALIZED AND ADJUSTED
 L DAYSTRK RCODESTSD 1STC 2NDC FINC BL1 BL2 BLS BLF SR L PI
 1[21BM 2FT 6.0D 22.5 45.2 110.8 1.60 0.00 0.00 0.00 82 1 X]

HOL0707 7 6.0 D SH 3+ \$24,000 CP=\$40,000 6/9
 R W P S W% EARNINGS W% EPS
 LLINS, CHANC 65 8 5 6 12 LIFE 9 1 1 2 18,834 11 2,093
 LLINS, JEFF 16 5 0 3 31 CURR 3 1 0 1 11,310 33 3,770
 (C) 327 /SISE JR \$32,000 PAST 6 0 1 1 7,518 0 1,253
 D-SP 9 1 1 2 18,837 11 2,093
 OFF-D 1 0 0 0

ML= 6/1

6 MISTER BANJO

AGE=3

COMMENT:

EQUALIZED, NORMALIZED AND ADJUSTED
 L DAYSTRK RCODESTSD 1STC 2NDC FINC BL1 BL2 BLS BLF SR L PI
 1[16HOL 8FT 6.5D 22.4 45.1 110.5 0.00 0.00 0.00 0.00 83 1 X]
 2 42HOL 4FT 5.5D 21.5 45.0 110.5 3.20 6.10 6.50 6.00 78 2
 3 75TUP11FT 5.5D 21.7 45.6 111.6 0.15 2.00 6.00 13.30 65 3
 4 249TUP 4MY 6.0D 21.9 45.0 111.9 3.10 9.00 11.60 17.10 60 4
 5 264TUP 5FT 5.5D 21.6 45.6 112.5 1.00 3.00 4.50 5.00 69 5
 6 285FPX 1FT 6.0D 22.4 46.4 114.3 0.60 0.15 0.15 0.00 64 6
 7 295FPX 3FT 6.0D 22.5 46.7 111.8 5.10 1.70 3.00 16.00 61 7
 8 311DMR 2FT 6.0D 22.1 45.7 111.3 0.00 0.00 4.10 18.30 61 8
 9 327DMR 8FT 5.0D 22.0 45.6 111.0 0.00 0.00 0.00 1.00 80 9

HOL0707 7 6.0 D SH 3+ \$24,000 CP=\$40,000 8/9
 R W P S W% EARNINGS W% EPS
 CIA, MATT 44 4 2 4 9 LIFE 8 1 2 0 20,160 13 2,520
 UTE, WARREN 7 2 1 1 29 CURR 7 1 2 0 19,817 14 2,831
 PAST 1 0 0 0 340 0 340
 D-SP 8 1 2 0 20,160 13 2,520
 OFF-D 1 0 1 0

ML=15/1

8 J. T.'S SONG

AGE=4

COMMENT:

EQUALIZED, NORMALIZED AND ADJUSTED
 L DAYSTRK RCODESTSD 1STC 2NDC FINC BL1 BL2 BLS BLF SR L PI
 1 38HOL 4FT 6.0D 22.1 45.0 109.7 1.00 2.10 3.50 7.00 80 1
 2[57HOL 8FT 6.0D 21.8 45.2 110.6 2.60 1.00 0.00 0.00 83 2 X]
 3 101SA 6FT 5.5D 21.3 45.5 110.6 1.20 1.70 1.00 2.50 81 3
 4 120SA 6FT 6.5D 21.8 44.4 110.0 2.00 4.60 4.60 9.50 76 4
 5 138SA 4FT 6.0D 21.5 44.1 109.7 5.10 5.70 5.20 6.50 81 5
 6 157SA 2FT 7.0D 21.9 44.3 110.2 2.50 3.50 5.10 8.60 76 6
 7 177SA 6MY 6.5D 22.0 44.9 110.8 0.15 0.15 0.00 0.20 82 7
 8 196HOL 4FT 6.0D 22.1 45.0 110.6 4.50 6.50 3.70 2.80 80 8

HOL0707 7 6.0 D SH 3+ \$24,000 CP=\$40,000 9/9
 R W P S W% EARNINGS W% EPS
 AHOUSAYE, 72 12 8 7 17 LIFE 1 1 0 0 9,000 100 9,000
 ENNA, DARREL 21 4 6 1 19 CURR 1 1 0 0 9,000 100 9,000
 PAST
 D-SP 1 1 0 0 9,000 100 9,000
 OFF-D

ML= 5/2

9 TREVOR'S LUCKY ONE

AGE=3

COMMENT:

EQUALIZED, NORMALIZED AND ADJUSTED
 L DAYSTRK RCODESTSD 1STC 2NDC FINC BL1 BL2 BLS BLF SR L PI
 1[22HOL 8FT 6.0D 22.4 45.7 110.3 0.15 0.00 0.00 0.00 85 1 X]

PLACE

HOL0707- 7 6.0D \$24,000
BOTTOM LINE -- BETTING LINE (VAL2)

HIDE#	PNCNAME	LdT	SR	BAL	LS	TIE	ODDS	TRKDIST	M/L	DAYS	AGE
(1)	1 FLYIN2		86	4	18.8		5-2	SA 6.0D	8/1	42	4
(3)	3 L'NAT3		85	9	16.3		3-1	HOL 7.0D	20/1	21	4
(8)	9 TREVO1		85	9	14.5		7-2	HOL 6.0D	5/2	22	3
(2)	2 ARMED1		85	6	14.0		7-2	HOL 6.0D	4/1	37	3
(6)	6 MISTE1		83	9	13.5		4-1	HOL 6.5D	6/1	16	3
(7)	8 J. T.2		83	10	10.0 *		5-1	HOL 6.0D	15/1	38	4
(5)	5 JERSE1		82	13	10.0 *		5-1	BM 6.0D	6/1	21	3
(4)	4 RED D2		81	12	4.3		12-1	HOL 6.0D	15/1	10	3

SYNTHESIS POWER RANKINGS AND FRACTALS

				BASOT			PRIM		SUPP		FRACT					PRIM							SUPP															
#	PNCNAME	LdT	SR	L	P	T	LS	R	LS	R	E	L	N	ESP	SCBL	E	P	R	L	P	R	C	T	H	F	F	S	P	N	F	X	Σ	T	S	T	R	E	
1	1	FLYIN2	86	4	5	1	18	1	5	1	1	1	1	PRE	4.0	4	2	1	6	2	2	1	6	2	2	1	1	1	1	1	1	1	1	1	1	1	1	1
2	2	ARMED1	85	6	4	3	25	4	17	4	4	4	3	E/P	4.0	4	3	2	4	4	3	5	2	4	3	5	2	5	3	1	3	3	4	3	4	3	4	
3	3	L'NAT3	85	9	5	2	23	2	15	3	2	3	5	EAR		1	7	2	3	6	1	3	2	3	6	1	3	2	3	5	2	3	4	3	4	3	4	
4	4	RED D2	81	12	4	8	40	7	36	8	6	8	7	EAR	3.0	2	8	6	6	7	5	6	7	6	8	7	6	8	7	6	8	7	8	7	8	7	8	
	5	JERSE1	82	13	2	7	32	6	33	7	8	7	6	EAR	4.0	4	6	5	1	3	5	8	5	8	7	6	7	6	7	6	7	6	7	6	7	6	7	
6	6	MISTE1	83	9	4	5	28	5	24	5	7	5	5	EAR	4.0	3	6	5	3	2	4	7	4	7	4	7	4	7	4	7	4	7	4	7	4	7	4	7
	7	J. T.2	83	10	1	6	32	6	27	6	3	6	4	E/P	4.0	5	4	4	5	5	4	6	4	6	4	6	4	6	4	6	4	6	4	6	4	6	4	
8	9	TREVO1	85	9	3	4	24	3	12	2	5	2	2	PRE	6.0	6	1	2	7	1	5	2	3	2	2	3	2	2	2	2	2	2	2	2	2	2	2	

HOL0707- 7 6.0D \$24,000
BOTTOM LINE -- BETTING LINE (VAL2)

HIDE#	PNCNAME	LdT	SR	BAL	LS	TIE	ODDS	TRKDIST	M/L	DAYS	AGE
(1)	1 FLYIN2		86	4	23.0		EVEN	SA 6.0D	8/1	42	4
(3)	3 L'NAT3		85	5	20.8		9-5	HOL 7.0D	20/1	21	4
(4)	9 TREVO1		85	5	20.5		9-5	HOL 6.0D	5/2	22	3
(2)	2 ARMED1		85	6	20.0		9-5	HOL 6.0D	4/1	37	3

SYNTHESIS POWER RANKINGS AND FRACTALS

				BASOT			PRIM				SUPP				FRACT					PRIM SUPP																											
#	PNCNAME	LdT	SR	B	L	T	LS		R	LS	R	E	L	N	ESP	SCBL	P	P	C	T	H	F	F	S	F	E	T	P	R	R	R	T	E	W	X	N	X	S	T	P	R						
1	1	FLYIN2	86	4	3	1	13	1		5	1	1	1	1	PRE	4.0	2	2	1	3	2	2	1	1	1	1	1	1	1	1	1	1	1	1	1	1	1	1	1	1	1	1	1	1	1	1	
2	2	ARMED1	85	6	2	3	19	4		16	4	3	4	3	E/P	4.0	2	3	2	2	3	3	4	1	4	3	3	4	2	4	3	3	4	2	3	2	2	2	2	2	2	2	2	2	2	2	
3	3	L'NAT3	85	5	3	2	16	2		14	3	2	3	4	EAR		1	4	2	1	4	1	3	2	3	4	2	3	4	2	3	4	2	3	2	2	2	2	2	2	2	2	2	2	2	2	
4	9	TREVO1	85	5	1	4	17	3		12	2	4	2	2	PRE	6.0	3	1	2	4	1	4	2	3	2	2	3	2	2	3	2	2	2	2	2	2	2	2	2	2	2	2	2	2	2	2	2

SCBL Calculated by Program to Conform to Today's Pace
FRACTALS WEIGHTED: E=Early L=Late N=Normal

THE VALIDATOR (VAL2)

#	PNCNAME	LdT	SR	BAL	TOT-R	EP-R	LP-R	CP-R	HE-R	FX-R	V/DC-T
1	1 FLYIN2		86	4	1	4	2	1	2	1	1
2	2 ARMED1		85	6	3	4	3	2	4	5	3
3	3 L'NAT3		85	9	2	1	7	2	6	3	2
4	4 RED D2		81	12	8	2	8	6	7	6	7
5	5 JERSE1		82	13	7	4	6	5	3	8	6
6	6 MISTE1		83	9	5	3	5	3	4	7	X
7	8 J. T.2		83	10	6	5	4	4	5	4	X
8	9 TREVO1		85	9	4	6	1	2	1	2	2

HOL0707- 7 6.0D \$24,000

THE VALIDATOR (VAL2)

#	PNCNAME LGT	SR	BAL	TOT-R	EP-R	LP-R	CP-R	HE-R	FX-R	V/DC-T
1	1 FLYIN2	86	4	1	2	2	1	2	1	W 1 \$10 ⁴⁰
2	2 ARMED1	85	6	3	2	3	2	3	4	3
3	3 L'NAT3	85	5	2	1	4	2	4	3	S 2
4	9 TREVO1	85	5	4	3	1	2	1	2	P 2

With an abundance of evidence like this, much of which has been published in the Follow Up, I'm astounded that 20% of our clients insist on being Non-winners. The reason is, of course, attitude and failing to digest and accept Concept and follow directions! Some don't even bother to read directions or pertinent articles. Pity.

Between this issue and next I'll receive questions such as: "how does he handle projection and extraction?" (he had only one projected horse in his readouts and it didn't qualify). I'll also be asked, "How does he handle turf-dirt," off-tracks, shippers - and a myriad of other "situational" questions. My answer to those with such questions:

Learn to win with what you **do** understand before asking questions about things you apparently *don't* understand. Isn't it just possible that in cherry picking multiple tracks for value, Marty avoids any situation that makes him uncomfortable???

Too many clients vow that they'll approach racing with discipline, treating it as an investment. Then when they get to the betting site they're overcome by the idiotic ambiance of the crowd and behave like a bunch of gamblers. They think they have to "Play" each race because, like Mt. Everest it is there. Ugh.

Marty has developed a feel for the "Exotic Zone." Hence, his triple, trifecta and exacta success. He also backs up his exotic bets with enough on the winner to compensate should the exotic not hit.

He measures his risk-reward equation on paper Before betting. This way he avoids those punishing after-the-race words we hear so often: "That was a dumb bet." Not all his bets are winning ones. But none of them are "dumb." He remembers a time when some of them were. He has learned positivity from negative experiences.

The most important thing Marty learned on his visit here is manifest in his readouts. He enters a representative line for virtually every horse in the race. Back when he was a "handicapper," - and a good one, as handicappers go - he felt he could qualify contenders and pick predictive pacelines by merely looking at running lines. This is what the mainstream calls "Visual Examination."

Marty now lets his Val 2 readouts get a race down to the top 4 or 5 contenders. As a former Synthesis user he makes his initial Hides from the BL/BL, Synthesis Power Ranking & Fractals Screen. Then, he makes his final Hides from the Validator screen.

Many, who are not as familiar with Synthesis find it easier to Hide from screen 3, The Total Energy - Primary Ranking screen.

Marty's progressive succession of readouts from these two races are, in themselves, an excellent step-by-step-lesson in the proper use of Val 2. The only vital steps he apparently is not yet employing are ESP and the E-L Graph to determine the so-called "shape" of the race.

If all clients would follow Marty's example and **stop** thinking they can qualify contenders from an ego-centered visual inspection of pacelines, they will get more overlays and more exotics. Marty will be the first to admit that he did it that way for years. When he finally let Val 2 separate contenders from non contenders, it represented a big change in attitude. He found it quite easy to make this change. He did so right after losing the first race in the exercise session he underwent in Beaumont. It took only one loss for him to overcome any ego-centered stubborn resistance.

Oh that every client should be able to adapt so well.

CLIENT REPORT...

from a Maiden First Time Starter

His name is Paul O. He had never been to a racetrack, never handicapped a race. I'm not sure what prompted him to start but he purchased Synthesis in June. The Follow Up that was supposed to go with his computer package was misplaced. He went to Rockingham. He bet 21 races. He won 16, lost 5. 3 of those 16 winners paid big mutuels. He called me for only one reason. Since he didn't know anyone who ever bet two horses to win, he wanted to know how to proportion a wager.

I was gratified, even amazed by his initial success. I asked how he managed it. His reply: "I just followed the directions that came with Synthesis." Period!

In case you may be asking to what he and I both attribute this First Time Starter success, the answer is: He had no previous handicapping experience whatsoever - therefore, no prejudices. He never read a mainstream book or article about recency, class drops or rises, track class differentials or pars.

Most importantly he didn't know that handicapping is a "game" where betting two horses to win is "against the rules."

However, he is an observant individual who listens to the conversations of the track crowd. Whenever he saw a race won by a favorite paying too little for him to bet for profit, he noted that the public had focused on the horse's last running line. On the other hand, he was entering the best of the last three "comparable" lines, enabling him to enjoy a higher average mutuel.

His report, like those of other winners, confirms the fact that the main reason we still have some remaining non-winners is: they allow themselves to be bound by extinct "recency rules."

In honor of this "First time Starter," here is an analysis of a race in which, initially, there was only one first time starter. However, it was scratched, leaving the race open for us. Some clients tell me they're not willing to take a "risk" on this kind of race even with no FTS. In truth, they're the same people who take an even Bigger risk by ignoring directions. Based on the paucity of SR's in the 70's, this is a dream come true kind of race. Look.

GP0315 5 7.0 D MC 3 F \$17,000 CP=\$32,000

Scratched Horses: Reflexion, My Only Desire

#	PP	PN	M/L	NAME	WT	A	FTS
1	1	1	6/1	REFLEXION	119	3	✓ SCR
2	2	2	5/2	JULIA'S KISS FAV.	119	3	
3	3	3	8/1	ANOTHER QUIXOTE S	116	3	
4	4	4	12/1	OURFIRSTGOODWIN	121	3	
5	5	5	15/1	UNREAL MARY POPPIN	121	3	
6	6	6	20/1	CLASSIC TABLE	121	3	
7	7	7	8/1	NIKITA DAS P	109	3	
8	8	8	3/1	SPIRITED MEGHAN W	119	3	
9	9	9	5/1	MY ONLY DESIRE	121	3	✓ SCR
10	10	10	20/1	MISS NENA	119	3	FTS

All speed ratings other than those in the readouts with 70 plus, are in the 50's. For doubters I entered MISS with a 66. Even with the dubious inclusion of MISS, the \$8.60 winner is tiered 2nd. The \$10 place horse 3rd. The #1 Tier horse is still running. The show horse came from a SR too low for me to consider. The Exacta paid \$60.60.

ML= 8/1
7 NIKITA DAS ✓
COMMENT:

AGE=3

EQUALIZED, NORMALIZED AND ADJUSTED

L	DAYSTRK	RCODISTSd	1STC	2NDC	FINC	BL1	BL2	BLS	BLF	SR	L	PI
1	414GP	2FT 7.0D	22.0	45.7	125.4	1.60	6.80	13.70	18.60	53	1	
2	440CRC12FT	6.5D	22.4	45.8	126.2	3.10	5.10	4.20	6.50	61	2	
3	459PHA	6FT 5.5D	22.4	46.9	124.8	2.80	1.10	2.20	2.30	73	3	USE 2 ✓
4	605DEL	1FT 5.5D	21.7	45.6	123.1	3.90	5.70	8.00	9.80	74	4	1
5	634DEL	2SY 5.0D	22.2	47.0	125.0	0.00	0.00	0.00	0.80	73	5	
6	647DEL	1FT 5.0D	22.2	46.7	124.4	0.80	5.30	8.10	9.90	67	6	

GP0315- 5 7.0D \$17,000
TOTAL ENERGY & PRIMARY FACTORS (VAL2)

				PRIMARY FACTORS									
#	PNCNAME	LdT	SR	TOT R	EPR	LPR	CPR	TT	HE	FW	FX	LS	R
1	2	JULIA1	77	167.2-1	1	4	1	1	1	1	3	12	1
2	7	NIKIT3	73	164.7-3	3	3	3	4	4	3	2	22	3
3	8	SPIRI1	74	167.2-2	2	2	2	2	2	2	1	13	2
4	10	MISS 2	66	162.8-4	4	1	4	3	3	4	4	23	4

GP0315- 5 7.0D \$17,000
BOTTOM LINE -- BETTING LINE (VAL2)

HIDE#	PNCNAME	LdT	SR	BAL	LS	TIE	ODDS	TRKDIST	M/L	DAYS	AGE
(1)	2 JULIA1		77	5	22.5		EVEN	GP 6.0D	5/2	391	3
(3)	8 SPIRI1		74	5	22.0		3-2	GP 6.0D	3/1	383	3
(2)	7 NIKIT3		73	5	19.3		2-1	PHA 5.5D	8/1	414	3
(4)	10 MISS 2		66	5	17.5		5-2	GP 6.0D	20/1	391	3

SYNTHESIS POWER RANKINGS AND FRACTALS

SYNTHETIC POWER GRANTING AND PROFILES																													
				B		L	T	PRIM		SUPP		FRACT					PRIM						SUPP						
#	PNCNAME	LdT	SR	L	A	P	T	LS	R	LS	R	E	L	N	ESP	SCBL	E	P	L	C	T	H	F	F	S	F	Z	T	T
1	2	JULIA1	77	5	2	1	12	1	12	2	2	2	2	2	EAR		1	4	1	1	1	1	1	3	2	3	3	2	2
2	7	NIKIT3	73	5	3	3	22	3	13	3	3	3	3	3	PRE	6.0	3	3	3	4	4	3	2	3	2	2	2	3	3
3	8	SPIRI1	74	5	4	2	13	2	5	1	1	1	1	1	E/P	1.0	2	2	2	2	2	2	1	1	1	1	1	1	1
4	10	MISS 2	66	5	1	4	23	4	20	4	4	4	4	4	PRE	9.0	4	1	4	3	3	4	4	4	4	4	4	4	4

SCBL Calculated by Program to Conform to Today's Pace
FRACTALS WEIGHTED: E=Early L=Late N=Normal

GP0315- 5 7.0D \$17,000

INCREMENTAL MATCH-UP GRAPH (VAL2)

#	PNCNAME	L	1F	2F	3F+TOTAL PACE
1	2 JULIA1		1->	1->	1->
2	7 NIKIT3		2->	4->	3->
3	8 SPIRI1		3->	2->	1->
4	10 MISS 2		4->	3->	4-> NO

THE VALIDATOR (VAL2)

#	PNCNAME	LdT	SR	BAL	TOT-R	EP-R	LP-R	CP-R	HE-R	FX-R	V/DC-T
1	2 JULIA1		77	4	1	1	3	1	1	3	OUT 1
2	7 NIKIT3		73	4	3	3	2	3	3	2	P 3
3	8 SPIRI1		74	4	2	2	1	2	2	1	W 1

I like this race because it is an example of how to break mental or numerical ties that Eric Penicka wrote about in Follow Up 87. First, Look at the Supplemental line score: the winner, SPIRI: Supp #1. Fractals, #1. FX and SPN, #1. Entropy, #1. TS and TPP, both #1.

#	PNcNAME LdT	SR	ESP	SCBL
1	2 JULIA1	77	EAR	Ø
2	7 NIKIT3 p	73	PRE	6.0
3	8 SPIRI1 w	74	E/P	1.0
4	10 MISS 2	66	PRE	9.0

A simple 3 horse box of the top 3 BL/BL gets the exacta. Looking at ESP we see that the top contenders are E or EP. The EPR, LPR balance is: JULIA, 1-4. NIKI, 3-3 and the winner, SPIRI, 2-2. Keeping Only the three contenders with SR's in the 70's, we see the winner and place horse are Presser and Early Presser. JULIA is Early but can she go all the way against SPIRI and NIKI? To find out, consult the Fractional FPS/Energy Readout:

INCREMENTAL MATCH-UP GRAPH (VAL2)

#	PNcNAME L	1F	2F	3F+TOTAL PACE
1	2 JULIA1	1->	1->	1->
2	7 NIKIT3	2->	3->	3->
3	8 SPIRI1	3->	GAIN 2->	GAIN 1->

GP0315- 5 7.0D \$17,000
FPS AND ENERGY (VAL2)

#	PNcNAME LdT	VELOCITY					ENERGY			
		TOT R	F1	F2	F3	SC	F1	F2	F3	%MED
1	2 JULIA1	167.21-1	58.55	57.21	51.45	57.87	35.01	34.22	30.77	69.2
2	7 NIKIT3	164.67-3	58.43	54.16	52.08	56.20	35.48	32.89	31.63	68.4
3	8 SPIRI1	167.18-2	58.42	56.64	52.12	57.52	34.94	33.88	31.17	68.8

%MED of 70 or More May Indicate Excessive Early -- Check Your Records

HI/LO Difference = 2.54 Average = 166.35

LATE/EARLY DIFFERENCE GRAPH (VAL2)
GP0315- 5 7.0D \$17,000

#	PNcNAME LdT	LATE EARLY	TOT R
1	2 JULIA1	6.6	167.2 1
2	7 NIKIT3	0.1	164.7 3
3	8 SPIRI1	-0.2	167.2 2

EX-L V-L M-L <E> M-E V-E EX-E

JULIA takes a commanding lead but drops back in the final fraction, F3. SPIRI makes a move in F2 and sustains it to the end. Julia is also a big favorite. On the E-L graph JULIA is dominant Early. SPIRI and NIKI distribute their energy virtually even. When finding it difficult to choose the best two of three contenders, wagercappers base their decision on odds.

Just go back to my many lectures I've offered on Place Bets. NIKI is ML 8-1. Went off at higher odds. Paid \$10 to place. I know a few clients whose handicapping "prejudices" keep them from even getting a \$10 win horses, much less considering a high paying place bet. I you're not one of them. Prejudices are hard to cure.

Pgm	Horse	Win	Place	Show
8	Spirited Meghan	8.60	5.80	4.60
7	Nikita Das		10.00	6.20
3	Another Quixote			7.00

Wager Type	Winning Numbers	Payoff
\$2 Pick 3	6-4-8 (3 correct)	306.00
\$2 Exacta	8-7	60.60

Profitable wagercapping is difficult only when one behaves like an automaton when approaching the computer. Skinning the wagering cat takes only a little thought and some cyclic pattern recognition we should all derive from memory retention before rushing to judgment.

But...be careful of what you read into this example. It's not an endorsement of wagercapping Maiden Claimers. It is an example of a race in which only three contenders have acceptable SR's. Of how to apply ESP and Fractional Readouts as well as BL/BL, Corollaries and Val 2. I've noticed that too many Follow Up readers look at example races as if they were one of a kind events with factors applying only to them. No, I'm emphasizing recurring patterns. Anyone willing to bet even \$5 on a race should first be willing to observe and recall such patterns. I know several clients who have often been burned by entering a line with a 90 SR that's surrounded by lines in the 70's or low 80's. My advice has been to regard such a line with suspicion - Unless it is the last line. "Suspicion" is the operant word, it's not a rule.

Instead of regarding it as a rule they should recall their own experiences. If, as they say, they've often been burned by entering such lines, that "burning" should light a fire in their mind. While it is universally accepted that each race is a "different" event, it's also true that 87% of all races fall into foreseeable patterns. A big difference between winners and non-winners is "Pattern Recognition." Other than myself, one of the very few to ever dwell on this phenomenon, is Mark Cramer's *Thoroughbred Cycles*. Other authors prefer to focus on how "they" won a particular race.

Those who can't (won't) recognize the cyclic nature of all races, have doomed themselves to awaken in a new world each day.

VOX POPULI

The Clients Speak

Mr. Sartin & Family -

Inclosed check for Follow Up...Thank you for many benefits "VALT" has provided. 10 years with you and all have been very positive.

Thanks again,

P.G., Illinois

Hi,

Enclosed you will find PL4 and Validator disks. I have Val 2 and I have to say it does a much better job of selecting than I do at betting. I am very pleased with it and am applying myself to the process in a way that I never have before. Keeping records and reworking races....

P.H., Arkansas

Greetings all from Florida!

Just wanted to drop you this postcard from all of us having a great time here at Disney World. This vacation is being funded from my WINNINGS with VAL 2 and I thank you so much. My family thanks you as well, especially the kids.

S.L., Massachusetts

Mary,

I am enclosing my check for my renewal of the Follow Up. This is the first time you haven't sent me a reminder in 10-11 years.* I hope everyone is OK. ..

Also, for the doc, I am very grateful for the continued emphasis on the psychology aspect of the Methodology. It has helped me in my life outside of horseracing, and I hope it continues. Finally it's time for me to plan to retire from my job. Hopefully in 1 -2 years. Therefore it must be time to WIN. Validator 2 seems to be the way.

G.W., New York

***GREAT CLIENT... we were a little late in sending out notices.**

Dear Sartins,

YES! YES! YES! Renew my Follow Up. I wouldn't miss a single issue. It is without a doubt the best publication there is for anyone handicapping. I read every word and then re-read it. I've gone back and re-read issues from years past - the Psychology of Winning holds up wonderfully and helps me in many ways.

Thank you all. You do a great job and I would be lost without you and the Follow Up.

J.P., Washington

Dear Doc,

Just a quick email from Round Lake, 10 min by the Northway south from Saratoga Springs. All is well and all is well.

Keeping records simple - less is more - and making profit my pay check go into the bank and the cost of living money I get from NYRA is also going into the bank, and also made my car payment to GMAC from my profit from the track. My profit from the track has been paying for my car all these years.

Lost three days of wagercapping due to hardware problem with my PC, but I did find the problem - time is still my monkey-on-my-back. Working on it.

For the first two weeks on the dirt - any distance - horses with the med% of 70% + and - can be eliminated for the win/profit.

T.S., New York

DOC COMMENTS: Note he said distance races. Several tracks show sprinters winning with 70.5% Med.

Hi Doc,

Went to Monmouth Park - Val 2 had three winners and a Pick 3. Had them to win \$16.20 + 16.20 + 29.40 and I had the Pick 3 for 385.80. Hope you enjoy this little token and thanks again for Val 2.

G.F., New Jersey

DOC COMMENTS: He sent me a Monmouth Park hat. I tip it to his success!

Dear Dr Sartin and all,

As a relatively new member, I want to comment how much I appreciate actually making money by investing it by wagercapping. I am using Synthesis, doing very well and will get the Validator soon... because I think I will spend less time handicapping which leaves me more time to make money!

S.S., Illinois

Hi Doc

...Thought I'd pass on some interesting stats from the current Belmont meet. These should help anyone who still thinks that only low priced horses win in NY & CA. During my last 8 twenty race cycles (160 races) the following results were noted:

PRICE RANGE	# OF WINNERS
\$6 & under	49
\$6 to \$6.90	12
\$7 to \$10	36
\$10 & over	43
Not entered	20

As you can see there were almost as many double digit winners as low priced ones. The \$7 & over winners outnumbered the lower horses. 79-61 and they call Saratoga the graveyard of favorites. Also as a side ranked 1 or 2 V/DC with the following results:

Winners	31
Place	15
Show	10
Out	44

These results helped me to build the courage to hide more of these types and increased my profits. I still pass races where I feel one of these will most likely win. I hope you find these results useful.

T.G., New York

DOC COMMENTS: Good info for those who've been avoiding major circuits.

Also from T.G., New York...

Hi Doc

Just thought I'd give you this info. Effective 7/25 starting with Saratoga, NY has reduced the take out as follows:

W/P.S FROM 15% TO 14%

DD/QU/EX/ FROM 20% TO 17.5%

Additionally on days when there is no Pick Six carry over the take is reduced from 25% to 20%. No change in Tri or Super. Also for the first time in history they will have simulcasting from Monmouth Park. Guess someone woke up at NYRA.

Talk to you soon,

T.G., New York

DOC COMMENTS: Thank you Tim!

Dear Howard,

I read with interest Eric Penicka's suggested method of breaking ties with V/DC ranked tier 1. I did a cursory check of the method from recent Churchill and Belmont print outs. Although a short sample (as Erik's) it does seem to work. There were 16 races where 1 of the 2 ties won. I had 11 winners ranging from \$3.20 to 21.00 and 2 of the winners were counter energy (no losers). One problem was that out of the 5 losers there were 3 winners from the 'other' tie that did not have definite lower fractals or definite lower supplementals. They paid \$18, 18, 16. Ouch, that would hurt. We certainly have to play these horses. Eric made no mention of how many of these he had in his sample. Also, another problem is what to do when one tie has definitely low fractals and the other has definitely low supplementals. Which does he prefer? ...

Thank you,

Doc L, New York

DOC COMMENTS: Eric's suggestions are ongoing. Bear in mind that success in our field requires some decision making by all of us.

Hid Doc and Crew,

I've been using SYNTHESIS for about 2 months. At first I was overwhelmed by the amount of information on the program. But I adjusted to that after a few weeks. This program has a ton of information and many different screens.

I just recently started using the TrackMaster download. It sure is a lot easier and very efficient.

I'm planning on moving up to Val2 in the near future, maybe around Christmas. I definitely want the track to pay for it. I have plans for making a killing at Aqueduct this Fall. September will be my first complete year with the Methodology. What a year. My confidence

is growing day by day. I truly believe in the Power of the Sartin Methodology. Doc, could you please send me a copy of the Val 2 Demo. I would like to become familiar with it and practice using it. For now I will continue to improve my use of Synthesis and the TrackMaster download.

Thank you for turning my handicapping world around.

C.L., New York

Doc,

You must stop fixing all those races that give us boxcar mutuels.

S.C., Virginia

FIXED HORSE RACES. EXPOSED!

RACING'S DIRTY LITTLE SECRET: RACE FIXERS HAVE BEEN BILKING AMERICA'S HORSE BETTORS OF \$SMILLIONS EVERY YEAR. NOW A STARTLING NEW BOOK SHOWS YOU HOW THE FIXERS DO IT AND HOW YOU CAN BEAT THEM AT THEIR OWN GAME!

DOC COMMENTS: The winner in a race cannot be fixed. The only way to fix a race - and it's now very rare - is to fix the losers.

Hi Howard,

I just have to tell you, I've been working Ellis Park, and putting the winner and often the ITM horses in my final four is as "routine" as it's ever gonna be. The price may or may not be there in a given race, but finding winners in all types of races has been easy for quite a while now. The "easy" races the "tough" races all look the same to me now. It's like you said in the Follow Up, it *is* easy if we just let it be.

Thanks for everything,

D.B., California



Hi Howard - Some of my thoughts on Follow Up 87 and my update on breaking #1 VD/C ties. Had a solid week in Ohio with Wednesday being super with 9 wins in 12 races and 3 of 4 exacta hits triggered by a counter energy (CE) runner placing. The topper paid \$51.00 with \$138 exacta to the CE horse. Very nice.

Tidbits

by Eric Penicka

Winning is a mindset.

Get rid of the "Do Me Something" attitude mentioned in The Psychology Of Winning article last issue if it applies to you, and do something for yourself. The individual must assume complete responsibility for his/her own actions! Until this is accomplished, winning is not possible. The people I know who consistently win at the racetrack, outside this methodology (count em on less than 10 fingers), have all done a fair amount of work and study, way above and beyond walking into the track, buying a form or program, looking at the p.p.'s for five minutes, and placing a bet!

My initial breakthrough into consistent profitability came through analyzing winners on the Ohio circuit. I created, and maintained a log of every winning horse that paid \$10.00 and up, at all three tracks on this circuit. I still maintain this today.

By doing this work, I was able to recognize longshot trainer patterns, trainer/jockey patterns, owner patterns, and breeding situations that produced good wagering value because the crowd was not aware of it. This list is dynamic, as is racing. It is in constant flux. Some of the old standby patterns and people are gone, only to be replaced by new people, and new patterns.

All of these people are creatures of habit like you and me. They tend to repeat the things that brought them the desired results, the same way that we do. These better paying situations are not detectable when looking at the past performances because the recent running lines are so bad. You could only play these horses if you had a knowledge of these patterns.

Why am I telling you this? To illustrate that I did not win consistently until I took it upon myself, and assumed the responsibility to do so. At the time I had no Validator software to make my handicapping life easier. I had to find the edge on my own, and wanted to see if it could be done. It can! There is no shame in looking for, or asking for help. We all need it somewhere along the line. But true success at beating the races can only come from within. *You* have to do it for yourself!

The Val 2 is the greatest contender selection package on the market. It still does not function by itself. Combining some intelligent paceline selection, and reasonable play or pass decision making, along with the Doc's wagering plan assures a profit! If *you* really want to win, *you* will do what it takes to make it happen. No one else can do it for you!

Track Specific.

I firmly believe it is easier to win by becoming intimately familiar with one circuit, and then branching out to simulcasting from there. I know there are many clients who are solid wagersappers who can cherry pick from multiple tracks and be very successful. That is great for them, so this is for those who are struggling. If you are struggling, take the time to do the work to see why you are losing. What kind of races are you losing? What factors are dominant in these races that are beating you. Maybe you have trouble determining solid favorites, and making pass decisions. Learn the subtleties of your track. This will help pull out some of the losses. If you know

everything you possibly can about your home circuit, it will be very hard to fool you. If you are not easily fooled, you will be very hard to beat. Ignorance is not bliss to professionals.

There's an old saying that was popular a few years back. It was, "Don't sweat the small stuff. But that's a fallacy my friends. It is all the small stuff that is so important. Just as there is a fine line between winning and losing, there is also a finer line between winning a little and winning huge! When Marty Schottenheimer was coaching the Browns in the mid 80's his popular catch phrase with the media was that "attention to detail" was what made an average football team play to above average results! It works the same way for us with what we're trying to do here.

In relating this to the Methodology it may be your ability to be critical with your paceline choice, without blindly picking the best of last 3. Ask yourself if there is any reason why that horse may not be able to run back to that number here. Are you using a big mud fig, a number from a wrong distance, a lifetime top that may not be repeated, etc? Does this horse put two good races back to back, or is he an in and out type who never does. *It's the little things that help you win.*

Are you getting the most out of the e-l graph? Do you model by distance and know the range where the majority of winners are? Do you use the super ability of the e-l graph to put high probability exacta tickets together? Do you know just how powerful a situation you have when there is only one contender who fits the current win energy in this race? Do you understand how powerful a situation you have when there is only one counter energy horse in your contender list. Not only as a place candidate, but to win as well! *It's the little things that help you win.*

In relating this to factors outside the Methodology it pays to know your track. If the Val 2 has a top 3 contender who is coming off a layoff but trainer x hasn't won a race off a layoff in his career, I want to know that because I can go to the remaining two with supreme confidence. I want to know who can ship, who can claim, who does well with private purchases. I want to know who can stretch out very well, and who can't. Who wins first out, second out, or third out off the layoff. Who wins shortening up? Who are the high percentage repeaters? Everybody has a specialty or two, and I want to know it.

I want to understand breeding in general, and specifically the top state sires and dams. I want to know what stables win with debut types, and which ones don't. Some breeders keep and run their own stock. They keep the nicest foals and sell off the rest. Some owners use multiple trainers but feed their top stock to one. Do you think it might pay to know who does these things well.

Sometimes my longshot trainer plays coincide with the output on the Val 2 and it's load up and slam it time. Other times there is a conflict, so I either take the odds, or I play both scenarios if the value is there because I know in the long run I will make out on both sides because the data obtained from my record keeping proves this out.

If you are not easily fooled, you will be very hard to beat. It's all the little things that help you win. Do sweat the small stuff.

You're still not going to win every race but you will always be able to put yourself in the best possible situation from a value standpoint.

Keeping records is important to the winners. The e-l graph is a great decision making tool. If you have an updated model, it will often help you break ties and improve your wagering decisions. I also keep a wdf. I get most of my winners in the top 3 before

hides and I keep a before hide record to make sure I continue to do things right and make sure my win % remains where it should be in the top 3 and 4 tiers.

It is also good practice to review the races at the end of the day, and also review the betting decisions made too. This is a great learning tool, and will help you to answer a lot of the questions you have yourself. I've reviewed every race that had a longshot winner on my circuit since the 1994 season. The reason I did this was to learn what longshot winners look like. This practice helps to make hindsight become foresight. When hindsight becomes foresight, profits become possible and probable. Modeling the e-l graph, and keeping a wdf will do the same thing for Val 2 users.

More information on information.

It's interesting to note just how true this is. All of my biggest scores in racing have been triggered by less than 3 or 4 bits of information. Prior to my use of the methodology it was usually little known trainer patterns, and/ or breeding information related with firsters, especially on the dam side, where almost nobody pays attention, or first time on the turf. The biggest exotic scores usually combined the above factors putting multiple prospects in the same race.

The simple things are often the most effective. Especially when they offer wagering value.

Getting where you want to be!

Everyone who succeeds at beating the races had to struggle to attain that worthwhile goal. If you are new to the game you have to lose before you can win. There is a learning process that is a necessary part of the road to success. A metamorphosis that gradually takes place and moves you forward if you are willing to continually learn and progress. It is an education unlike any other. An emotional roller coaster ride that many do not have the mental toughness in their makeup to withstand and overcome.

It starts with learning the selection process, and evolves into the realization that the individual must become decision oriented instead of selection oriented. The understanding of probability as it relates to payoff. The concept of value wagering which is the only way to profit consistently.

If you are not where you want to be yet, don't give it up. It will come if you work at it, and want it bad enough. Learn to pull out some of the losses and your roi will improve. Bet small or not at all until you achieve a decent profit level. There are often bumps in the road even for seasoned veterans who are used to winning. Fortunately, with the tools we have with the Methodology, these bumps are minimized! We all have to battle to work our way through this thing to accomplish our goal.

You know, when you think about it, it's not about beating the races. That's been taken care of for everyone through the Methodology. It's about beating ourselves. About overcoming our deficiencies, hangups, prejudices. Its about understanding yourself, your fears, hopes, limitations, and then putting them aside and overcoming them with the dreaded D word. Discipline. If you can only beat yourself, you will have it won.

It is so worthwhile of an accomplishment when you get there. It gives you freedom. Not only financially but emotionally. The freedom to draw an almost unlimited income from doing something you enjoy! How many people wish for that opportunity every day of their lives, yet it eludes them, and we are fortunate enough to have it in our hands. Winning at the races is an exhilarating experience. A great sense of

pride and accomplishment in doing something successfully, that so many think is impossible.

Take advantage of The Methodology. The Val 2 is far and away the best contender selection package there is. I have been a member for about a year now. Joining this group was the best thing I could have done. My bottom line has more than doubled in the win pool, I have been place betting as well for the last 6 months and am getting huge prices. My exacta wagering has never been anywhere near as good as it is now thanks to counter energy.

Keeping Tabs on yourself.

My before hides wdf over the last 300 races run at TDN/RD shows 228 wins in the top 4 with 200 wins in top 3. Tier 1 had 97, tier 2 had 52, tier 3 had 51, and tier 4 had 28. This record just helps me to make sure I am in line with the Doc's research stats for optimum performance, meaning my paceline selection is still effective. 67% wins top 3, and 76% wins top 4. Very strong tier 1.

Update on breaking tier #1 ties.

This sample is from the 6-23 to 7-23 period at TDN/RD. There are 82 races with tier 1 ties in the sample with 37 winners coming from the tier 1 group. 23 winners had the fractal and supplemental corollary edge. 23 had the fractal edge only, 26 had the supplemental edge only.

F & S edge- 23-82, 28% wins, 23% roi. Fractal edge stats are the same.

Supplementary edge 26-82, 32% wins, 47% roi.

There were 22 races in the sample with a counter energy horse in a tier 1 tie. This runner won 7 times. The roi for the counter e runner was 24%.

These results are not as impressive as my prior Follow Up sample but are very solid nonetheless for anyone trying to narrow it down to one. The tie breaking method outperforms the return on favorites very nicely, and looks like it will kick out a fair long term roi.

The roi does not, and will not, ever equal value wagering on two horses, but is a solid strategy for those with decision making difficulties.


MEET THE PRESS

Speed vs. Pace Figures

From the man who computes Beyer Figures for the DRF

There may be a few naive "Horseplayers" who believe that Andy Beyer actually makes Beyer Figures for the Daily Racing Form. He does not. They're computerized by a very bright guy named Randy Moss.

Randy says that his favorite alternative to Beyer Speed Figures is making Pace Figures:
From Horseplayer Magazine July-August, 2001 issue:



TURNING BEYER SPEED FIGURES INTO CORRESPONDING PACE FIGURES

But perhaps my favorite alternate use of Beyers is in the calculation of pace figures.

True, pace figures are nothing new. The Howard Sartin disciples have been punching internal fractions into their hand-held computers for years now. But accurate pace figures are still difficult, if not impossible, to find in the public domain, making them a viable means of spotting overlays.

* We haven't used hand-held computers for ten years.

Key phrase: "Making them a viable means of spotting overlays."

He certainly cannot be faulted for realizing, as did Beyer in his latest book, that accurate pace figures are the future of successful handicapping. The major problem faced by both Beyer and Moss is they persist in having a false notion of what constitutes Pace.

As this article continues, Moss states that the "Pace Figure" in sprints is the half mile; in routes the 3/4 mile. This idea goes way back, even beyond Taulbot, who accepted these same distances as being the Pace figure. Virtually every handicapping author, including Len Ragozin, has defined pace as being second call relative to final time. They ignore the first, second and third fractions that are the true essence of Pace. Moss notes the need for adjustments for track, surface and track circumference differentials. So do we. But they make their adjustments using outdated 2nd Call and final Time Pars.

We make our adjustments using "Par Gaps." I introduced Par Gaps in 1986. Gaps, of course, are the time between conventional Par Times, i.e. the second and third fractions. Moss says that our figures are impossible to find in the "public domain." That's because they're for clients only. They work. I'm not sure how many would accept them if they were in the public domain. It's hard enough to even get some clients to employ them properly.

When he has a double digit winner, Dennis Mikkelson sends us quite a few of these. Of special interest is his wagering strategy in the 11th race at Churchill Downs, June 16. He heeded my advice to run to the betting window the moment he had one obvious betting choice. That, as you see on the ticket, was at 14:28:31. He wanted to bet #2 by itself but because the lines were so long, he made a prime bet on 2 and a lesser bet on #8. He returned to his seat, hid #2. #8 came up even higher after the hide. So at 14:30:03 he rushed back to the betting line and make a more solid bet on both 2 and 8. The result

✓ 33.40	8.60	4.40
	2.80	2.20
		3.20

SCOTWING NATIONAL
ORANGE SHOW
D-122F-4EA1-E5C5
Race 11 16-Jun-01 44
CHURCHILL

WIN
2.8
2 BETS. TOTAL

FLIP-SHM H102003
16JUN01

D-122F-4EA1-E5C5

[illegible]

14.40	5.80	4.40
	3.80	3.00
		7.20

Race 9 16-Jun-01 44
CHURCHILL

FLIP-SAM N102002
16Jun01

D-EF24-0691-E505

[illegible]

Even with minimal \$2 wagers, \$66.40 is better than losing a huge bet on a loser. Here's another winning ticket. This time the payoff for a minimal bet was \$14.40.

PACELINE CONFUSION...

“Comparable”

I have often warned clients to exercise caution before blindly entering a paceline from the highest SR in the last three or, when appropriate, four races. No one has ever been correct about this 100% of the time. However, to minimize errors we must all establish a clear meaning for the word, “Comparable.”

Whenever I lose a race to a horse Tiered 4th, 5th or beyond, I go over my paceline selection. After-the-fact it is usually quite easy to spot errors caused by choosing a Non “comparable” line. A lot of unthinking people still believe that anything learned “after-the-fact” is useless because it’s too late to do anything about it. If that were true we’d have no medical cures for morbid disease. It’s true only for those who refuse to learn from their errors. Learning from recorded mistakes is often called “Situational” handicapping. This term causes some clients to rear back and say, “But I’m no good at that.”

One client, retired from a lofty profession, declared that he was still an amateur though he’s been with us for over a year. Ironical, since he comes from a profession demanding a great deal of ability to recognize, analyze, diagnose and interpret human behavioral patterns. Why so many clients over the years have been unable to apply basic criteria from their own field to handicapping, remains a mystery.

It would be folly for me to deny the importance of observation from personal memory experiences and written records. Those with even a slight knowledge of handicapping history, know that these requirements are a given. Failure to accept that truth is the ultimate in naivete. Such ignorance is common among the horse “playing” gamblers whose losses we need to make our profit.

Blindly picking contenders and pacelines with no feeling for the meaning of “comparable” is a form of “dependency” on a source outside the purview of one’s own perception and a lack of self-esteem. Ironically, such dependency is often found in those whose own profession requires a great deal of self-esteem.

I’ve said it before but it bears repeating: The need for decision making in a stochastic event frequently reduces an individual to a childlike state in which dependency is essential. The solution is to “grow up” and stop looking for “parental” rules.

Refusal to learn from past mistakes and to develop a capacity for evaluating “situations” has no place in a field that **first** demands a fair degree of self-confidence.

I have a written note on top of my computer. It reads, "Is this line Comparable?" I ask myself this question before entering a line. I look at distance, surface and weather condition. The question is quite pertinent when viewing a SR that's much higher than that horse's normal performance. I may use it if it's the last line. Even then I ask, how often do contenders repeat a good performance at **this** track? To answer that question I look at past performances for several dozen races. At some major tracks successive excellent performances are common. At many others it's a rarity. Asking which tracks are which would constitute a denial of the power of self-determination. Such denial is disastrous to anyone seeking profit. There's nothing about successful handi/wagercapping that can be learned from books or articles that cannot be learned from personal experience.

Negative experiences are often the best teachers - If you so let them. Questions that are answered by the Self, through mentally recorded observation, produce more success than those answered by any expert. Over the years many clients have failed to realize that No One is a born expert with all the answers in any field, much less ours. Expertise invariably comes through trial and error and, most especially by learning from those errors.

Contenders

Blindly entering the best of the last three SR's can elevate the Tier level of horses that simply don't belong in your computations. Once again, this is an error that can be corrected only by each individual. It's just a matter of practice. When a horse with a high tier level fails to perform as predicted, a paceline choice review is called for. Anyone gearing their mind to a higher success level will eventually recognize when a paceline choice is invalid and, by the same token, when the line was appropriate but the horse just didn't fire.

There are no rules for this. Rule oriented persons are frustrated unless they're given a rule. If handicapping really had rules that actually worked, all mutuel pools would be minus pools. Today I eliminated a horse whose last three lines looked like this:

Last: 7th. Lost by 9 lengths. SR 79 2 Back: 6th. Lost by 7.5 lengths. SR 78 3 Back 3rd. Lost by 1.5 lengths. SR 90 4 Back 4th Lost by 3.5 lengths. SR 78

I eliminated this contender from consideration. A rule? No! Last week I entered an \$18 winner with a similar pattern.

Odds have a lot to do with such decisions. I don't take a computer to the betting site. I peruse the Morning Line. The first thing I do when viewing my download is look for entrants with high odds ML's. If they have a decent SR in the last three comparable races, I enter all three lines, four, if one line is not applicable. I never try to interpret the lines themselves. I let the computer do that.

There are those who qualify contenders by just looking at their pacelines. Good for them. I can't. I hope they don't overlook the plethora of longshots that are available only from readout rankings and/or Tier levels. It is surprising to see how many high paying winners, overlooked by some clients, that have 1's and 2's in their readouts.

Here is an example from Aqueduct. April 19, 5th race (the same one used in the Synthesis readouts article).

The Favorites: BROCCO & JUST:

AQU0419 5 6.0 D AL 3 \$43,000 2:52PM 3/8

	R	W	P	S	EARNINGS	W%	EPS	
GRYDER, AARON 104 20 14 17 19 LIFE	4	1	0	0	27,120	25	6,780	
TERRANOVAII, J 9 1 3 1 11 CURR	1	0	0	0	1,290	0	1,290	
	PAST	3	1	0	0	25,830	33	8,610
ML= 3/1 D-SP	4	1	0	0	27,120	25	6,780	
2 BROCCO BOB AGE=3 OFF-D	1	1	0	0				

COMMENT:

EQUALIZED, NORMALIZED AND ADJUSTED

L	DAYSTRK	RCODISTSd	1STC	2NDC	FINC	BL1	BL2	BLS	BLF	SR	L	PI
1	[27AQU 7FT 6.5D	22.1	45.3	109.6	0.50	0.70	1.60	6.00	82		1	1]
2	246SAR 9FT 6.5D	21.9	44.8	109.9	3.10	2.40	4.80	11.00	76 NO		2	
3	[262SAR 6SY 5.5D	21.5	45.8	111.3	0.00	0.00	0.00	0.00	79 NO		3	2]
4	280BEL 6FT 5.5D	22.2	46.8	111.2	12.20	5.90	8.00	11.30	69 NO		4	

AQU0419 5 6.0 D AL 3 \$43,000 2:52PM 8/8

	R	W	P	S	EARNINGS	W%	EPS	
VELAZQUEZ, JOH 101 28 9 12 28 LIFE	3	1	0	1	29,330	33	9,777	
SCHWARTZ, SCOT 15 0 1 1 0 CURR	1	0	0	1	4,730	0	4,730	
	PAST	2	1	0	0	24,600	50	12,300
ML= 4/1 D-SP	3	1	0	1	29,331	33	9,777	
7 JUST JUSTIN AGE=3 OFF-D	1	0	0	0				

COMMENT:

EQUALIZED, NORMALIZED AND ADJUSTED

L	DAYSTRK	RCODISTSd	1STC	2NDC	FINC	BL1	BL2	BLS	BLF	SR	L	PI
1	[15AQU 7FT 7.0D	22.2	45.5	110.5	0.00	0.00	0.00	2.60	81		1	
2	248SAR 3FT 5.5D	22.2	46.2	111.2	0.00	0.00	0.00	0.00	80		2	
3	262SAR 6SY 5.5D	21.5	45.8	111.3	8.60	8.60	7.00	7.00	72		3	

Favorites, despite the fact that, even using all viable contenders, their overall rankings did not justify their odds. Brocco had only one good line in 4 races. Just had nada. A race tailor-made for value.

The 1-A contender with the high SR.

AQU0419 5 6.0 D AL 3 \$43,000 2:52PM 2/8

	R	W	P	S	EARNINGS	W%	EPS
ARROYOJR, NORB 80 13 14 13 16 LIFE	3	1	1	1	34,360	33	11,453
TESHER, HOWARD 8 3 2 1 38 CURR	2	1	1	0	32,800	50	16,400
	PAST	1	0	0	1,560	0	1,560
ML= 9/2 D-SP	3	1	1	1	34,359	33	11,453
1ASTAGE DRAMA AGE=3 OFF-D							

COMMENT:

EQUALIZED, NORMALIZED AND ADJUSTED

L	DAYSTRK	RCODISTSd	1STC	2NDC	FINC	BL1	BL2	BLS	BLF	SR	L	PI
1	[25AQU 5FT 6.0D	21.8	45.1	110.3	1.80	2.20	0.50	0.00	84		1	
2	39AQU 4FT 6.0d	22.3	45.8	110.8	0.50	0.00	0.00	0.80	81		2	
3	133CRC 6FT 5.5D	21.3	45.9	110.8	2.90	2.60	2.50	0.60	81		3	

WATRA, the Maiden winner I eventually eliminated. If you enter a maiden win line in a race like this, make sure the horse has a TT rank to go along with its other #1's. Victorious Maidens that fail against winners usually lose because of questionable 2nd fractions.

See my "Comment" above pacelines.

AQU0419 5 6.0 D AL 3												\$43,000	2:52PM	4/8	
						R	W	P	S	EARNINGS	W%	EPS	R		
NELSON, DIANE	14	2	3	3	14	LIFE	2	1	1	0	32,800	50	16,400	1	
GYARMATI, LEAH	10	1	1	2	10	CURR	2	1	1	0	32,800	50	16,400	1	
						PAST									
ML= 6/1						D-SP	2	1	1	0	32,800	50	16,400	1	
3 WATRAIS GLORY						AGE=3	OFF-D								
✓ COMMENT: careful -86 SR is Maiden Win ✓															
EQUALIZED, NORMALIZED AND ADJUSTED															
L DAYSTRK	RCODISTSD	1STC	2NDC	FINC	BL1	BL2	BLS	BLF	SR	L PI					
1[22AQU	4FT 6.0D	21.9	45.3	110.0	0.00	0.15	0.00	0.00	86	1 1]					
2[39AQU	1FT 6.0d	22.0	45.1	111.2	6.40	6.10	4.20	0.20	80	2 2]					

The Place Horse:

AQU0419 5 6.0 D AL 3 \$43,000												7/8	
	R	W	P	S	W%		R	W	P	S	EARNINGS	W%	EPS
CASTELLANO, JA	63	4	12	10	6	LIFE	5	1	1	0	36,100	20	7,220
JERKENS, JAMES	13	4	1	2	31	CURR	3	1	1	0	35,259	33	11,753
						PAST	2	0	0	0	840	0	420
						D-SP	5	1	1	0	36,100	20	7,220
						OFF-D							
ML= 5/1													
6 BACKSTRETCH													
COMMENT:													
AGE=3													
EQUALIZED, NORMALIZED AND ADJUSTED													
L DAYSTRK	RCDISTSD	1STC	2NDC	FINC	BL1	BL2	BLS	BLF	SR		L	PI	
1[39AQU	1FT 6.0d	22.0	45.1	111.2	0.15	0.15	0.00	0.00	80		1	1	
2[54AQU	1FT 6.0d	22.8	46.4	111.5	0.00	0.15	0.00	0.15	78		2	2	
3 74AQU	6FT 6.0d	22.8	46.0	111.4	0.15	0.50	3.00	7.10	72		3		
4 154AQU	3FT 7.0D	21.8	44.5	110.4	0.80	0.60	5.60	10.80	73		4		
5 168AQU	5FT 6.0D	21.3	44.7	109.4	5.80	9.10	11.40	16.10	73		5		

Two good races in a row. 20% win. Higher EPS than the favorite. Why does it pay \$16.40 to place? I guess the AQU crowd reads handicapping articles and books.

The Winner: Off at 14-1.

ML= 9/2
5 SHARELYN'S GOLD
COMMENT: AGE=3

EQUALIZED, NORMALIZED AND ADJUSTED												
L	DAYSTRK	RCDISTSD	1STC	2NDC	FINC	BL1	BL2	BLS	BLF	SR	L	PI
1[15AQU	7FT 7.0D	22.2	45.5	110.5	1.00	3.20	5.50	7.10	76	1	3]
2[39AQU	4FT 6.0d	22.3	45.8	110.8	1.20	0.70	1.50	0.00	82	2	1]
3[64AQU	1FT 6.0d	22.8	46.2	109.8	0.70	1.60	6.50	6.00	81	3	1]

The mystery deepens. SHAR's EPS is greater than the favorite or the place horse. It has also won 50% of its races with \$10,000 more earnings than Brocco and \$7,000 more than Just. Thank you, New York.

SHARE: Summary.

SHARE wins this race paying \$30.40 I only follow my own directions to get winners like this.

(1) I entered SHAR's best two of last three lines. They were tied on the PI (Paceline Indicator).

(2) I kept line 3. It has a #1 and 4 #2's.

(3) Its odds were 14-1. I would have bet it even had it Tiered 4th, On Val 2's V/DC. it Tiered 1st!

AQU0419 5 6.0 D AL 3 \$43,000 2:52PM
BOTTOM LINE -- BETTING LINE (VALTS)

HIDE#	PNCNAME	LdT	SR	BAL	LS	TIE	ODDS	TRKDISTS	M/L	DAYS	AGE
3	3 WATRA1		86	5	20.0		9-5	AQU 6.0D	6/1	22	3
1	1A STAGE1		84	9	15.5		7-2	AQU 6.0D	9/2	25	3
2	2 BROCC1		82	5	15.3		7-2	AQU 6.5D	3/1	27	3
6	5 SHARE3		81	9	11.8		5-1	AQU 6.0d	9/2	15	3
5	5 SHARE2		82	9	7.0		8-1	AQU 6.0d	9/2	15	3
7	6 BACKS1	1	80	12	6.5		9-1	AQU 6.0d	5/1	39	3
4	3 WATRA2	1	80	13	6.0		9-1	AQU 6.0d	6/1	22	3
8	7 JUST	1	81	10	5.5		10-1	AQU 7.0D	4/1	15	3

SYNTHESIS POWER RANKINGS AND FRACTALS

#	PNCNAME	LdT	SR	B L T			PRIM			SUPP			FRACT			ESP	SCBL	PRIM											
				A	L	T	LS	R	LS	R	LS	R	E	L	N			E	L	C	T	H	F	F	S	F	E	T	T
				L	P	T												P	P	P	T	E	W	X	P	X	N	S	P
1	1A STAGE1		84	9	3	3	25	2	18	3			2	4	4	E/P	0.6	5	3	2	5	4	2	4	2	4	4	4	4
2	2 BROCC1		82	5	7	2	26	3	13	2			2	3	3	PRE	1.2	3	6	3	3	6	3	2	3	2	3	2	3
3	3 WATRA1		86	5	4	1	17	1	6	1			1	2	2	PRE	0.9	2	2	1	7	3	1	1	1	1	1	1	2
4	3 WATRA2	1	80	13	1	8	37	7	35	6			7	7	7	EAR	2.1	7	5	7	1	1	8	8	6	8	6	8	7
5	5 SHARE2		82	9	2	6	35	5	29	4			5	6	5	PRE	3.6	6	4	3	6	5	6	5	7	5	5	6	6
6	5 SHARE3		81	9	6	4	33	4	13	2			3	1	1	SUS	5.9	8	1	4	8	2	7	3	4	3	2	3	1
7	6 BACKS1	1	80	12	4	7	36	6	35	6			6	8	8	EAR		1	8	6	2	8	4	7	5	7	8	7	8
8	7 JUST	1	81	10	5	5	38	8	31	5			4	5	6	E/P	1.9	4	7	5	4	7	5	6	8	6	7	5	5

3 ? WATRA careful -86 SR is Maiden win (cov)

Betting window time. Quick, bet Share win-place before analyzing myself out of a \$30.40 winner, \$13.20 place; only 9-1 on the ML. The crowd was all over Brocco Bob. Some clients won't make a win bet based on Primary evidence. Unfortunately, they waded through various readouts and manage to talk themselves out of obvious overlays. This kind of behavior is contrary to methodology teachings.

All Val 2 users will note that Share was 3rd on BL/BL and Primary LS. Yet, it was **first** on V/DC. This is a common occurrence.

AQU0419- 5 6.0D \$43,000
BOTTOM LINE -- BETTING LINE (VAL2)

HIDE#	PNCNAME	LdT	SR	BAL	LS	TIE	ODDS	TRKDISTS	M/L	DAYS	AGE
(1)	1A STAGE1		84	6	23.3		EVEN	AQU 6.0D	9/2	25	3
(2)	2 BROCC1		82	3	23.0		EVEN	AQU 6.5D	3/1	27	3
(3)	5 SHARE2		82	5	18.8		5-2	AQU 6.0d	9/2	15	3
(4)	7 JUST 1		81	6	18.5		5-2	AQU 7.0D	4/1	15	3

SYNTHESIS POWER RANKINGS AND FRACTALS

				B		L		T		PRIM		SUPP		FRACT							PRIM				SUPP																																																																																																																																																																																																																																																																																																																																																																																																																																																																																																																																																												
#	PNCNAME	LdT	SR	A	S	L	P	T	LS	R	LS	R	E	L	N	ESP	SCBL	E	P	P	R	T	H	F	W	F	X	S	P	N	F	X	E	T	S	P	R	E	T	S	P	R	E	T	S	P	R	E	T	S	P	R	E	T	S	P	R	E	T	S	P	R	E	T	S	P	R	E	T	S	P	R	E	T	S	P	R	E	T	S	P	R	E	T	S	P	R	E	T	S	P	R	E	T	S	P	R	E	T	S	P	R	E	T	S	P	R	E	T	S	P	R	E	T	S	P	R	E	T	S	P	R	E	T	S	P	R	E	T	S	P	R	E	T	S	P	R	E	T	S	P	R	E	T	S	P	R	E	T	S	P	R	E	T	S	P	R	E	T	S	P	R	E	T	S	P	R	E	T	S	P	R	E	T	S	P	R	E	T	S	P	R	E	T	S	P	R	E	T	S	P	R	E	T	S	P	R	E	T	S	P	R	E	T	S	P	R	E	T	S	P	R	E	T	S	P	R	E	T	S	P	R	E	T	S	P	R	E	T	S	P	R	E	T	S	P	R	E	T	S	P	R	E	T	S	P	R	E	T	S	P	R	E	T	S	P	R	E	T	S	P	R	E	T	S	P	R	E	T	S	P	R	E	T	S	P	R	E	T	S	P	R	E	T	S	P	R	E	T	S	P	R	E	T	S	P	R	E	T	S	P	R	E	T	S	P	R	E	T	S	P	R	E	T	S	P	R	E	T	S	P	R	E	T	S	P	R	E	T	S	P	R	E	T	S	P	R	E	T	S	P	R	E	T	S	P	R	E	T	S	P	R	E	T	S	P	R	E	T	S	P	R	E	T	S	P	R	E	T	S	P	R	E	T	S	P	R	E	T	S	P	R	E	T	S	P	R	E	T	S	P	R	E	T	S	P	R	E	T	S	P	R	E	T	S	P	R	E	T	S	P	R	E	T	S	P	R	E	T	S	P	R	E	T	S	P	R	E	T	S	P	R	E	T	S	P	R	E	T	S	P	R	E	T	S	P	R	E	T	S	P	R	E	T	S	P	R	E	T	S	P	R	E	T	S	P	R	E	T	S	P	R	E	T	S	P	R	E	T	S	P	R	E	T	S	P	R	E	T	S	P	R	E	T	S	P	R	E	T	S	P	R	E	T	S	P	R	E	T	S	P	R	E	T	S	P	R	E	T	S	P	R	E	T	S	P	R	E	T	S	P	R	E	T	S	P	R	E	T	S	P	R	E	T	S	P	R	E	T	S	P	R	E	T	S	P	R	E	T	S	P	R	E	T	S

SCBL Calculated by Program to Conform to Today's Pace

FRACTALS WEIGHTED: E=Early L=Late N=Normal

TOTAL ENERGY & PRIMARY FACTORS (VAL2)

#	PNCNAME	LdT	SR	TOT R	PRIMARY FACTORS							LS	R
					EPR	LPR	CPR	TT	HE	FW	FX		
1	1A STAGE2		81	168.0-4	3	2	2	3	2	3	4	19	2
2	2 BROCC1		82	169.9-1	1	3	1	1	3	1	1	11	1
3	5 SHARE3		81	169.2-2	4	1	3	4	1	4	2	19	2
4	7 JUST 1		81	168.5-3	2	4	4	2	4	2	3	21	3

THE VALIDATOR (VAL2)

#	PNCNAME	LdT	SR	BAL	TOT-R	EP-R	LP-R	CP-R	HE-R	FX-R	V/DC-T
1	1A STAGE2		81	5	4	3	2	2	2	4	2
2	2 BROCC1		82	4	1	1	3	1	3	1	1
3	5 SHARE3		81	5	2	4	1	3	1	2	1
4	7 JUST 1		81	6	3	2	4	4	4	3	3

One readout includes BROCCO, despite being the favorite. I bit the bullet, eliminated that Maiden winner, WATRAL. My ? comment about its Maiden win SR, proved correct. This was a decision based on using some sense about AQU and other AAA tracks. Had the horse won a Maiden Special Weight, I would have included it.

Even before hides, BACK, the place horse, ranks 4th on Primary LS. From what rankings/Tiers do your in-the-money overlays come??? I've written often about the overlay promise of Lone Non-Early contenders. Look. SHARE is the only Non early contender.

LATE/EARLY DIFFERENCE GRAPH (VAL2)
AQU0419- 5 6.0D \$43,000

#	PNCNAME	LdT	LATE	EARLY	TOT R
1	1A	STAGE1	6.1	----->	169.5 3
2	2	BROCC1	9.6	----->	169.9 2
3	3	WATRA1	6.7	----->	170.1 1
4	5	SHARE3	-0.2	<i>LONE NON-EARLY</i>	169.2 4
5	6	BACKS1	14.7	-----> <i>MOST EARLY</i>	167.7 6
6	7	JUST 1	10.1	----->	168.5 5
EX-L V-L M-L <E> M-E V-E EX-E					

Helping me to include BACK in my exacta is this:


AQU0419- 5 6.0D \$43,000
INCREMENTAL MATCH-UP GRAPH (VAL2)

#	PNCNAME L	1F	2F	3F+TOTAL PACE
1	1A STAGE1	1->	3->	1->
2	2 BROCC1	3->	2->	2->
3	5 SHARE3	4->	4->	1->
4	6 BACKS1	2->	<i>BIG MOVE</i> 1->	4->

Look at that big 2nd fraction (TT) move by BACK. It's an Early horse that improved its Energy Yield in F-2. A final 4 only means that it probably won't win. Why did the AQU crowd let these two horses go off at such high odds and pay a \$338 exacta? I guess it was because they didn't meet some Mainstream qualification rule.

AQU APR 19, 2001 (THU) -- FLASH CHARTS

RACE 5 Allowance 3 SNW2L \$43,000 6	D FT Clear TV=-5
5-SHARELYN'S GOLD	30.40 13.20 5.20
6-BACKSTRETCH	16.40 7.50
2-BROCCO BOB	3.30


 SCRATCHED Beau's Fantasy ✓

Pick 3	1-6-5	340.50
Daily Double	6-5	114.00
Exacta	5-6	338.00 ✓
Trifecta	5-6-2	1,556.00 ✓

You can see why I wrote by BROCCO's readout, "Hide for Win only." Like so many high Rank/Tier favorites, it showed. The Trifecta pays \$1,556. Considering our BL/BL odds for the winner and Place horse, this is amazing. A lot of clients don't look at "Our Line." Too bad.

SHARE: 2-1 BACK: 5-2. When BROCCO was in, it was Even.

I've conducted and attended many handicapping seminars. I cringed when someone in the audience asked a "situational" question, got an answer and wrote it down as if it were a generic answer for all situations. Blind acceptance of answers from so-called experts is what feeds the pocketbooks of nefarious entrepreneurs who could care less if anyone benefited from their advice. Most of them have a cynical contempt for the potential success of their victims.

In almost every edition of the Follow Up I've written that "situational" questions applying to circumstances at your track(s) are better answered from your own experience and records. An Oklahoma City resident asking me in California if a 5.5 furlong winner can go 6 furlongs at his track, Remington, is a classic example.

I make it a point to be sure that all Follow Up example races demonstrate factors that are universal. If they happen to be the least bit "situational," they are so designated. When they are published it's only because they typify the most common situations. I've always avoided printing races that required some special skill to win.

There is nothing required to win any race we publish that has not been the subject of more than one Follow Up article.

Great for a conceptual understanding of the Sartin Methodology ...

3 Video set - \$99.00

5 Audio set - \$60.00

Video #1/Audio #1
PROCEDURE and CONCEPT
with Workbook

Video #2/Audio #2 (2 audio tapes)
WINNING Step-by-Step
with Workbook

Video #3/Audio #3 (2 audio tapes)
THE PSYCHOLOGY OF WINNING
with Workbook

The Audio set contains the same information as the Video set.

Workbooks for both Video and Audio set are identical



CYCLES

by 'Capper

"You can observe a lot just by watching". Another gem from that master of memorable and quotable lines, Yogi Berra.

How does this seemingly innocuous line fit into a wagercapping column? We talked about lessons in Follow Up #86 and finished with a reminder to know thyself in order to become or to remain a successful

wagercapper. In Follow Up #85 The Doc reiterates that to be successful we must give the program "direction with reflective thought, introspection, focus, dedication and self-esteem and a degree of self-reliance". Whew!! Certainly sounds time consuming, maybe even impossible. Impossible for main stream players that is.

Now let us take a person any one of us could be, a person who believes there IS a way to turn any race track into a personal bank branch. Whether fortuitously or by design they come to the methodology. They come at a time when the Methodology has evolved from the Synthesis programs and is now at work on the current Validator programs. They seek to win. They aspire to become a successful wagercapper. They buy the program (Validator, of course). Their work begins.

Winning, ah yes, winning begins to take place and not sporadically but regularly and consistently. A corner has been turned. Completed twenty race cycles are demonstrating winning percentages never before thought attainable. Along with the increased winning percentage is the remarkable change in the ROI. For this is the first time finishing on the positive side of the parimutuel ledger for this individual. WOW!

And then POW! What happens? We have mentioned in previous articles a number of things that seemingly go awry after we have each weathered that storm of change. We have moved from being a handicapper to a wagercapper and more propitiously into a profitcapper. We have followed the guidelines, and suddenly we are not winning at the same level we most recently have been. We stop and look back at our recent races to see that we are still following the guidelines that allowed us to transform losing ways into winning ones. What do we find? What does our new wagercapper find?

Here is where Yogi steps in to help "You can observe a lot just by watching", he says. It would be wonderful if we each had a coach to watch us take our parimutuel 'swings' and comment on any noticed deficiency but alas we do not. We can put together several twenty race cycles with readouts and mail them to Beaumont where possibly the office can see something about what we have started doing that we cannot see, something like not seeing the forest for the trees. What are we watching for and what can we observe? What we want to be observing is how and why we select pacelines and how we exclude entrants from consideration that is different from when we were triumphant.

Personal review for correction is how most of us must get back on track, the winning track. But the BIG question remains. How did the winning train get derailed? Our new wagercapping winner is certainly at a loss. He thinks he is doing everything in the same way that produced his winning streak. Is that all it was, a winning streak?, beginners' luck? Aren't they supposed to

keep on winning? Why of course they are. The program does not know anything about streaks whether they are winning or non-winning. The program merely calculates and sorts data from the pacelines the wagercapper has selected and presents graphs, charts, and rankings. What must be remembered is the human factor, the decision making factor.

What about this human factor? The program is inanimate and takes away the emotion of 'loving' a horse as well as other oldstream rules. More than just the human factor it is something that can be seen in many other living creatures as well. What is it? What has happened to cause the displacement from one's accustomed place in the cashing line? Could it be simply that winning has become old hat; that the intensity has waned? At times like this wager cappers appear ready to pull their hair out. They cannot seem to put their finger on the reason for the decline and it is unnerving. Are they alone in this dilemma?

If they said yes they would really be ready to throw in the towel. They do know that this is a very solitary venture though and they persist. However, they look around to see what others do who fall prey to the same rut they are in and what to do to get out of it. They remember other wagercappers and even handicappers who take breaks from the races. Some they have even read about some they know personally. They talk about being burned out. Is the wagercapper experiencing burnout? Maybe. I offer another view. Cycles.

Nature is full of cycles. Annual cycles, monthly cycles even daily cycles exist in nature. Cycles are all around us. In our own field 'experts' even spend time trying to figure out and teach us to analyze thoroughbred cycles. So why should we be any different? In this respect I do not think that we are. Just as all professional athletes have streaks of great productivity and then of marked inconsistency I am sure wager cappers do too. What can we do about it is the underlying question. Professional athletes have signed contracts and so day to day fluctuations do not affect their income. It takes a whole season to go bad and for it to be the final year of their contract to make a difference.

However, wagercappers have no guaranteed return from the parimutuel windows so inconsistencies and non-winning streaks for whatever reason are serious, very serious matters. So what to do, what to do? Take a vacation? Maybe. Give up the Dream? No, thank you. Buy someone else's picks? Are you nuts?! Do you think those guys are winning?


Lets go back to the rut. A rut is a path that always looks the same to us. It should because we have worn ourselves into this rut. Same old routine day in and day out. It begins to affect everything we do. Worse we have no coach around to point out the glitch in our 'swing' for the winners to get us out of the rut. If one can think back to their pre-winning days what might be remembered there are the people we sat with daily, our marks on the 'Form', the angles we listened to and looked for, and even the same, repeated comments about how the races would unfold.

Well that cycle was broken and that rut left behind and this one will be also. To get out of this rut look at it a little differently. Of course first we must recheck our process but DO NOT PRESS TOO HARD and DO NOT BET TOO MANY RACES. Success is still there and we certainly do not want to change that. For some reason it seems to have become too repetitive and that is dulling the contender selection and the wagering decisions. Change what then? Well, wagercap on different days if that is possible or a different track. Mostly be aware of each step in the procedure. It could very well be that there is nothing seriously amiss, that it is one of our human and personal cycles. It could be a time to reduce the amount of wagers until the slump has ended. The cycle will end and the greatest disservice to ourselves is if we have confused our methods waiting it out.

The 'Capper here with a race day reminder....work the plan, be profitable.

'Til next time.

Psychology of Winning



Howard G. Sartin, PhD

Self Confidence

There have been times over the past decade when I've wished I hadn't spent so much time in becoming a psychologist. It is a calling that demands understanding of and empathy for emotional frailty. In truth, such understanding and empathy have little place in the dog-eat-dog world of successful handi/wagercapping.

Andy Beyer (and several other authors) have proclaimed that most Sartin followers are a bunch of wimps who don't press their advantage over the "crowd." I've published that quote in several past Follow Up's hoping that all clients would resent it enough to do something about it. Some have; many haven't.

The reason: lack of self-confidence.

In the Psychology of Winning, I've offered both diagnosis of and amelioration for dozens of emotional problems that are counter productive in our avocation. Response has been twofold. Clients with a true desire to succeed have benefited greatly. A minority of others have merely used the diagnosis as an explanation for failure and an excuse to "have" one of the disorders mentioned. In such cases Psychology of Winning becomes a crutch non-winners use to rationalize and justify their failure by putting it in the convenient category of "disease."

All 12-step addiction programs are based on supporting the addict in an ongoing process of "self-cure." None offer cure per se.

The chief purpose of psychotherapy is to help the patient-client gain insight into counterproductive personal attitude and behavioral problems. From that insight should come the will to change. Additional therapy only serves to encourage and monitor the results of such will.

At \$150 plus an hour for psychiatric help, only the wealthy can afford **not** to convert their insights into positive change.

The question becomes: If one has insight and can correctly define and isolate a disorder from which he/she is suffering, why can't (won't) that individual affect the necessary change?

The over-and-over behavior pattern is most prevalent and the one most clients refer to when describing their non-winning problem. They keep making the same old mistakes over and over. If they have insight into this, why won't they simply alter their behavior pattern? That's the

question most asked by winners who overcame the problem or who never had it in the first place.

The answer will not be to the liking of those with an over-and-over script. Quite bluntly, they are comfortable with an entrenched habit pattern and what little self-confidence they possess would be shattered if they tried to embark upon the sea of new behavior.

This kind of smug satisfaction may be purely subconscious, causing vigorous denial. But those so denying would not be able to withstand the close scrutiny they would experience on a therapeutic "couch."

Without the **will** to change, no change occurs. The universal reply to this statement is: "I'm really trying". The therapist's response: "Trying is lying. To *do* is true!"

In our field, one is never asked to completely alter behavior. The only change demanded involves changing **attitude** about the concepts that determine winning and non-winning. Logic would indicate that losing would affect a change of attitude and concept. Apparently it doesn't. If it did, all it would take is following a procedure that leads to winning both races and money.

Most persons think that this "procedure" comes first. It does not.

Attitude and a full understanding of the concept behind winning must be the primary driving forces. Until they are, we'll keep getting questions from non-winners that clearly demonstrate they do **not** understand our concept and thus have a negative attitude. This attitude is the precursor to a lack of self-confidence: the main reason for failure in a stochastic endeavor.

Those who visit me personally for help usually have some measure of self-confidence. They spend a day with me in front of my computer to enhance their self-confidence and hone their procedural skills.

3 out of 4 leave with much more self-confidence. One in four does not. Despite getting a plethora of double-digit mutuels when doing the exercise races I use to test them, typical parting words of the one in four are, "Golly, I sure hope I can do as well at the betting window as I did here." "Sure hope I can-" is not a phrase of self-confidence. The 3 in 4 grab my hand firmly and say, "I **will** do as well!"

Like an AA or a narcotics counselor I can only do so much even with directed, in-person therapy. I offer a thirty-one step program; but as with any twelve step program, the ultimate cure must come from within.

A factor in lack of self-confidence that I've seldom mentioned, is **trauma**: A devastating life experience in which a fortune was lost through bad investing. I experienced such a stock market setback in 1974. I had to go into private practice to overcome. Yet, from that disaster the Methodology evolved. Maybe the fates were at work in my behalf, after all.

This letter is from a very nice man. It is very generous of him to share his fears with us all in the hope that a solution will benefit everyone who's been financially traumatized. We thank him for his open kindness.

Dear Dr. Sartin:

Thanks for your replies to my e-mails. You must be very busy and it was very kind of you to take the time. Enclosed are a couple of readouts re the \$275.00 Winner at PHA July 9, 2002, Race 10.

This same day I passed a race in which I had the \$103.00 winner at DEL.

You mentioned in your previous letter that losing money was a traumatic experience for me. You couldn't have been more right. A major reason for that is probably due to the fact that in 1992 I lost everything I had (house etc. except for my Toyota) trading commodities. I was on Welfare for 2 weeks before I found work. They even pressured me to sell my car.

I used to be much 'braver' with my money than I am now. At the beginning taking a \$4K loss on a currency trade didn't faze me at all (IT SHOULD HAVE FAZED ME BECAUSE I DIDN'T KNOW WHAT I WAS DOING!).

A couple of year ago I went at it again for 2 years and made 90% on my account. Pretty good but I closed out for other reasons. So here I am worried about taking a \$4 loss thereby missing out on the \$103.00 winner at Delaware.

Facing even a \$4 loss per race, the past trauma reasserts itself. This is regression similar to any flashback, or what some call "rubber-banding" to a past fear. It creates a defense mechanism that often precludes correctly applying directions for using our programs and client-proven wagering strategies, be they 50-50 wagercapping or proportional bets of 60-40. Sometimes even 70-30.

When the trauma springs from stock market losses, it is essential to know that the parimutuel system functions in a manner exactly the opposite from the equity markets. In those markets a popular stock drives the price upward. In our market public popularity drives it *down*. As a result Stock Market investors, as opposed to speculators, look for equities with consistent earnings and all the other positive factors that are not unlike what mainstream handicappers look for in horses that usually become favorites or near favorites.

In our Method we seek value and chart its consistency by keeping Tier Level records of our winners 1,2,3 and occasionally 4 (if the price is high enough). One vital fact we accept: when standing at the finish line of most races, if we blink our eyes, before we reopen them, as many as five horses will pass. From this experience we know that the difference between 1,2, 3, even 4, is minuscule. Hence, our use of Tier Levels in which #3, relative to price, can be regarded as having a level superior to #1 or #2.

Tough to get through elementary school with that kind of reasoning but it will earn you a doctorate in horse racing profit. As I recall, Albert Einstein had a few problems getting through elementary school.

If we chart profitable Tier Levels often enough we begin to see a consistent pattern develop. This pattern will remain consistent **if**——the procedure used to eliminate and ultimately select contenders itself remains consistent. Otherwise, you're guilty of the same old emotional zigzag that's been the monkey on the back of non-winners since racing began.

Those so traumatized have this tendency to zig and zag. It is the enemy of consistency; tantamount to disaster by waking up in a new world each day with no effective memory of the previous day. Such individuals dwell on losses instead of wins. Their mind becomes obsessed with losing. So, they persist in "trying" something different to correct a "yesterday" loss when, in truth, doing what was initially prescribed would make "Today" a winning one. The cure is simple: Keep a record of where your acceptable low odds and most consistent high odds winners Tier. Take \$100. Bet 20 races: \$3 on your acceptable low odds contender, \$2 on the higher (not necessarily the Highest) odds contender from the tier levels you know produce the most overlays. **Do not deviate** from the lessons learned from Follow Up 82 on. They explain how to correctly utilize all readouts for optimal Tier Level wagering.

Knowing that the most you can lose is \$100, accept that potential and plunge boldly ahead. This should leave you totally without fear, since you've already accepted the possible \$100 loss.

If you have truly followed directions and function **without** any deviation for 20 races, you will win. If not, you won't.

Go over each race you lost. Ask yourself whether or not you followed directions: picked contenders and pacelines as directed and wagered consistently. Please answer yourself with complete honesty or the exercise will be in vain. I find more clients lie to themselves than they do to me. If you lost and you're truly honest with yourself, you'll realize you did **not** perform consistently without deviation. You lost because you decided to improvise.

Improvisation is great for writers, actors and comics. Not good for those who want **consistent** profits from racing.

So, before you take any winning exercises, face yourself in a full length mirror, Ask: "Do I truly want to win and a profit?"

An honest answer may surprise you.

Still good after all these years... SARTIN MANUALS AVAILABLE

THE 55% SOLUTION: Key to Exacta Profits \$32.00

A dynamic treatise on how to win exotics

THE PSYCHOLOGY OF WINNING \$25.00

Dr. Sartin's celebrated treatise on the subject that is 80% of winning.

CHAOS MANUAL \$25.00

An in depth study of Chaos theory applied to handicapping

California Residents add 7.5% sales tax

Interpretation of Readouts ~ Synthesis

This article is for those who **do** need it because they're **not** profiting, or because they are new to the Synthesis program. Those who have been using Synthesis for awhile should either use this treatise to correct their problems or stop beating their heads against a wall and get Validator 2 which is designed specifically for them. While this is a somewhat cynical conclusion, it applies only to those who have had Synthesis for a substantial period but still cannot fathom the readouts enough to profit. For relative newcomers to Synthesis who are ready to accept directions, this article should be of great help, providing it's fully digested and followed.

Synthesis users who send me winning reports have done so using only the material that came with the program and subsequent Follow Up articles. The importance of this fact should not be overlooked by those who tend to ignore directional guidelines regarding:

- (1): Recency,
- (2): Man-made class.
- (3): Making initial Hides from the **best** of Primary or Total Energy readouts.
- (4): Make Final hides after eliminating low odds horses you wouldn't bet. Thus, keeping two sets of final readouts. One for win, the other for exotics. Some still make initial Hides from the BL/BL Corollary screen. It's a little more difficult, but okay.
- (5): Ask yourself these questions: If you seldom, if ever, will bet on a 5th ranked or Tiered horse, why keep a contender ranked over 4 After Hides?
- (6): Are you an unprofitable Exotic bettor yet refuse to print a Before Hides readout that often produces the in-the-money contender?
- (7): Do you fail to use the Place Report Form to learn where your Place horses come from?
- (8) If you have no idea of how to find the Place horses, *why* do you continue making exotic wagers?
- (9): When in doubt about pacelines, do you fail to enter more than one line then.....
- (10) Hide from the Primary-Total Energy screen, using the best of the rankings to determine the preferred line?

Validator 2 users don't have this problem, the F-6 option, selecting the "Paceline Indicator" does the job. Those who refuse to utilize this option or, if using Synthesis, when in doubt about paceline selection, won't enter more than one line. This is tantamount to suffering from a "Death Wish."

Failing to follow the above guidelines is often ego-based. It also arises when clients fail to fully read and digest directions. A few still want to feel they can pick predictive pacelines without computer help. Sadly, their idea of a predictive line is usually based on old 1980's concepts. They pay too much attention to Paceline figures like, BL's and Position calls and show little regard for the power of the specific readouts successful clients use for profit.

Interpreting The Synthesis BL/BL and Power Rankings-Fractals, etc. Screen

First, get out your copy of Follow Up 87 and turn to the step-by-step Instructions for using Pace Launcher 4. They will take care of most of the basic procedures for using Synthesis.

Things to review:

Class is Total Energy relative to competition level. Those arguing that class can be measured by Claiming level are dooming themselves to failure. They're following the same "rules" used by losing Horse "Players." Even in Allowance races, determining class solely by purse levels, will cause you to miss out on most overlays. That's the way the public does it and at least 95% of them don't win. Following conventional wisdom gets conventional results. Going down that path won't get you many double digit win mutuels.

Only in graded Stakes Race is class fairly well determined by grade level, earnings and purse.

Go back to the Pace Launcher 4 race in Follow Up 87. The winner was #3 Total Energy, the Place horse #1. This is a common occurrence. In a test of 1450 sample races submitted by winning clients, the Top 5 and ties TE horses won 95% of the time. This figure was derived after initially Hiding all horses **not** Tiered in the top five and ties.

I must add that this statistic does **not** apply to Place horses. When they were in the top 5 and ties they only placed 39% of the time. However, the Show horse was in the **top three** 87% of the time, ranked #one 64% of the time. Overall, Show horses produce more #1 rankings than winners that pay 5-2 or more. If this stat applies in your handicapping, be wary of #1 Ranked or Tiered contenders. The Show horse most often produces the same kind of energy exertion as winners. The difference being that they do not quite perform up to their PP's. Having followed the direction so far, Win Only bettors should now have a race narrowed to the top 4 and ties. Those who make Exotic wagers should have a record of from where your in-the-money finishers come. Without it you're flying in the dark. With no records or proven ability to profit from exotics, I strongly suggest you conquer "Win" first; then give the same kind of attention and determination to finding Place horses that you spent on getting "Win." horses.

That is, unless you're independently wealthy and just love to "play."

Back to things that most Synthesis Non winners fail to do:

(11) View the ESP readout to learn the configuration (also known as the "Shape" of a race). If you see all E's, Ep's and P's, the race will almost always be won by one of these Early designations.

When only one contender is ESP Sust. or Late, pay close attention to Velocity-Energy Readouts. This horse may well overcome all the Earlier runners for a good price. In such situations when an Early horse fails to win it's often because it loses ground in F-2. Look at the Velocity - Energy readout (#2). Note the feet per second relationship between the horses designated Early, EP, P and the other contenders. Early horses that show a marked F-2 (Turn Time) deficiency will seldom come back and win. This is more often true in Sprints. (See Follow Up 87, pg. 45. F-2 ranking for MISS).

The Primary Readouts & Rankings

Primary Readouts need no further discussion. We've reviewed their meaning and interrelationship with each other, ad nauseam. See Follow Up's 74, 75 and 76. Parts 1, 2 and 3 of "Cracking The Corollary Code. If you're in doubt, re-read them.

Primary and Supplemental Readouts were both fully explained. Some clients forgot. Others joined us after these issues were released. The Glossary of Terms, sent to all clients, also defines our terminology.

Still, based on the huge response to Eric Penicka's Follow Up 87 article on his employment of Supplemental Readouts, it seems appropriate that I should re-review them here.

This is race 5, Aqu, April 19, 2001. 6 fur. Trk Fast.

The Supplemental Readouts & Rankings

Before Hides: Bottom Line Betting Line:

AQU0419 5 6.0 D AL 3 \$43,000 2:52PM											
BOTTOM LINE -- BETTING LINE (VALTS)											
HIDE#	PNcNAME	LdT	SR	BAL	LS	TIE	ODDS	TRKDISTS	M/L	DAYS	AGE
3	3 WATRA1		86	5	20.0		9-5	AQU 6.0D	6/1	22	3
1	1A STAGE1		84	9	15.5		7-2	AQU 6.0D	9/2	25	3
2	2 BROCC1		82	5	15.3		7-2	AQU 6.5D	3/1	27	3
✓ 6	5 SHARE3		81	9	11.8		✓ 5-1	AQU 6.0d	9/2	15	3
5	5 SHARE2		82	9	7.0		8-1	AQU 6.0d	9/2	15	3
7	6 BACKS1 1		80	12	6.5		9-1	AQU 6.0d	5/1	39	3
4	3 WATRA2 1		80	13	6.0		9-1	AQU 6.0d	6/1	22	3
8	7 JUST 1		81	10	5.5		10-1	AQU 7.0D	4/1	15	3

As you can see I'm not adverse to entering more than one line for a contender, especially when the PI shows them tied, as it did with SHARE, I also entered 2 lines for WATRA. For reasons made obvious in another article, I eliminated WATRA. It had only a Maiden Win. I leave it in here since some cannot accept the logic of eliminating it from all consideration.

In this "Before Hides" screen I also included the two favorite, BROCCO and JUST. This is standard procedure for those looking for exotic wagers or are too fearful to seek value. Yet, even with the favorites left in, SHARE ranks #2 on the Supp. L.S.

That should tell you something if you read Penicka's article (Follow Up #87).

Supp. Readouts Before Hides:

SYNTHESIS POWER RANKINGS AND FRACTALS																								
#	PNCNAME	LdT	SR	B A L	L S P	T O T	PRIM			SUPP			FRACT			ESP	SCBL	SUPP						
							LS	R		LS	R		E	L	N			P	X	N	T	T	P	
1	1A STAGE1		84	9	3	3	25	2	18	3			2	4	4	E/P	0.6	2	4	4	4	4		
2	2 BROCC1		82	5	7	2	26	3	13	2			2	3	3	PRE	1.2	3	2	3	2	3		
3	3 WATRA1		86	5	4	1	17	1	6	1			1	2	2	PRE	0.9	1	1	1	1	2		
4	3 WATRA2 1		80	13	1	8	37	7	35	6			7	7	7	EAR	2.1	6	8	6	8	7		
5	5 SHARE2		82	9	2	6	35	5	29	4			5	6	5	PRE	3.6	7	5	5	6	6		
6	5 SHARE3		81	9	6	4	33	4	13	2			3	1	1	SUS	5.9	4	3	2	3	1		
7	6 BACKS1 1		80	12	4	7	36	6	35	6			6	8	8	EAR		5	7	8	7	8		
8	7 JUST 1		81	10	5	5	38	8	31	5			4	5	6	E/P	1.9	8	6	7	5	5		

3 WATRA careful -86 SR is Maiden Win

AQU0419 5 6.0 D AL 3 \$43,000 2:52PM
TOTAL ENERGY and PRIMARY FACTORS (VALTS)

#	PN NAME LdT	SPR	Total R	PRIMARY FACTORS							LS	R
				EPR	LPR	CPR	TT	HE	FW	FX		
1	1. STAGE1	84	169.53-3	5	3	2	4	3	2	5	24	2
2	2 BROCC1	82	169.95-2	3	5	3	2	5	3	3	24	2
3	2 BROCC3	79	167.48-8	6	6	7	8	8	7	2	44	6
4	3 WATRA1	86	170.12-1	2	2	1	6	2	1	1	15	1
5	5 SHARE2	82	168.14-6	7	4	3	5	4	6	6	35	4
6	5 SHARE3	81	169.21-4	8	(1)	4	7	(1)	8	4	33	(3)
7	6 BACKS1	80	167.71-7	(1)	8	6	(1)	7	4	8	35	(4)
8	7 JUST 1	81	168.50-5	4	7	5	3	6	5	7	37	5

Sh 24 2 OK
24 2 CO-FAV. HIDE FOR WIN
44 6
15 1
35 4
33 (3) W
35 (4) PL
37 5 CO-FAV HIDE FOR

In viewing these screens alone, even before Hiding duplicate entries and future hides, SHARE, 3rd line, is #1 in two Fractals, LPR and TPP. It's also #2 in Entropy, Supplemental Line Score and HE.

I've often attempted to explain that this horse, at odds of 14.1-1 is an automatic bet even without hiding any other horses or lines. For some, those attempts have been in vain.

Take another look at the Supp. Readouts alone. Even if you leave WATRA in; even if you bet it, SHARE is your obvious 2nd win bet, both by rankings and by Odds. Odds on WATRA: 6-1. STAG 5.3-1. SHARE went off at 14.2-1. The timid could even bet all three and make a profit.

After Hides: Supp. Screens Only

SYNTHESIS POWER RANKINGS AND FRACTALS																
		B A L	L S P	T O T	SUPP		FRACT			ESP	SCBL	SUPP				
					LS	R	E	L	N			S P N	F X T	E N T	T S P	T P P
PNCNAME	LdT	SR														
1A STAGE1		84	5	1	2	14	3	2	3	3	E/P	0.6	2	3	3	3
3 WATRA1?		86	3	2	1	7	1	1	2	2	PRE	0.9	1	1	2	1
5 SHARE3		81	5	3	3	9	2	3	1	1	SUS	5.9	3	2	1	2
6 BACKS1		80	7	2	4	20	4	4	4	4	EAR	Ø	4	4	4	4

This is Synthesis, **not** Validator 2. Every article I've ever written on Synthesis stresses the Power of 3 rankings. That alone makes SHARE a bet. A re-read of the Penicka article in Follow Up 87, will reveal that, in truth, SHARE's Ranking should be either 1, or at least 2.

On the Validator's V/DC it Tiered #1.

A significant factor in the Supp. readouts is 2CBL and ESP. Share is the Lone Sustained horse, behind *today's* projected 2nd call pace by 5.9 lengths (2CBL). BACK is the Lone Early horse. It has little going for it when the field is narrowed to 4. It does rank #2 LSP (Long Shot Potential). Based on today's projected pace, it shows 0 Beaten lengths at the 2nd Call. It is also the Lone Early. 2nd to Stage it actually gained on the Pace of Race from which its Paceline was taken.

Analyzing the Supp Readouts only. The winner: SHARE:

While it ranks #3 in TE (Total Energy), its SUPP Line Score rankings is #2. It is #1 on Fractals Late and Normal; #1 Total Pace Potential (TPP) also its #1 in Entropy (Deceleration). It will pay \$30.40 to win and \$13.20 to Place.

It's now worthy of a bet without further exploration. Too many clients see this, yet continue playing around with their program, often talking themselves out of a proper wager. If people spent as much time talking themselves Into a wager as they do figuring ways to avoid a bet, they'd win more consistently. Now is the time to make your bet(s) on SHARELYN!

The odds on STAGE are 5-1, JUST 2-1, BROCCO, 2-1+, BACK, 18-1. There is no value in betting JUST or BROCCO to win. Neither had readouts justifying their low odds.

Unless you've lost your equanimity, you have now bet SHARE. **Why** is it still in you readouts? The Follow Up is a contiguous journal. I've often urged that once an initial win bet decision is made, make the Bet! Once the bet is made, Hide that horse to see what's left that may be your 2nd win wager, place bet, or whatever.

AQU0419- 5 6.0D \$43,000
BOTTOM LINE -- BETTING LINE (VAL2) *BET & HIDE SHARE*

HIDE#	PNCNAME	LdT	SR	BAL	LS	TIE	ODDS	TRKDISTS	M/L	DAYS	AGE
(2)	3 WATRA1		86	2	23.8		EVEN	AQU 6.0D	6/1	22	3
(1)	1A STAGE1		84	4	22.5		EVEN	AQU 6.0D	9/2	25	3
(3)	6 BACKS1		80	6	22.0		3-2	AQU 6.0d	5/1	39	3

SYNTHESIS POWER RANKINGS AND FRACTALS

=====											=====		PRIM										SUPP				
			B	L	T	PRIM			SUPP		FRACT					E	L	C	T	H	F	F	S	F	E	T	T
			A	S	O											P	P	P	T	E	W	X	P	X		S	P
#	PNCNAME	LdT	SR	L	P	T	LS	R	LS	R	E	L	N	ESP	SCBL	R	R	R				N				P	
1	1A STAGE1		84	4	1	2	15	2	10	2	2	2	2	E/P	1.0	3	2	2	2	2	2	2	2	2	2	2	
2	3 WATRA1		86	2	2	1	10	1	5	1	1	1	1	PRE	1.0	2	1	1	3	1	1	1	1	1	1	1	
3	6 BACKS1		80	6	2	3	17	3	15	3	3	3	3	EAR		1	3	3	1	3	3	3	3	3	3	3	

Viewing the remaining Readouts: On Primary, BACK is #1 Early and Turn Time: substantially leading at the 2nd Call. We don't need to see SHARE, it's already bet and is not vying for the 2nd call lead. At odds of 18.2-1, BACK looks like at least a place bet, or a one unit to win 2 units to place. I eliminated WATRA. How you make your other win bet, exacta or in-the-money wager is up to you.

The only crime would be failing to bet the winner, SHARE. It defies ignoring as the most obvious wager. It cries out for you to make a trip to the betting window the moment you see it's the Lone Sust., ranks #2 on the Supp. Line Score, #1 on TPP, Fractals and Entropy.

Not to mention #1 on V/DC.

AQU0419- 5 6.0D \$43,000

THE VALIDATOR (VAL2)

#	PNcNAME LdT	SR	BAL	TOT-R	EP-R	LP-R	CP-R	HE-R	FX-R	V/DC-T
1	1A STAGE1	84	5	2	3	3	2	3	2	2
2	3 WATRA1 ?	86	3	1	2	2	1	2	1	1 ?
3	5 SHARE3	81	5	3	4	1	3	1	2	1 W
4	6 BACKS1	80	7	4	1	4	4	4	3	4

At 14.2-1, who could ask for anything more?

Why anyone could miss this horse and still refuse to move up to Validator 2 is beyond me. Those with Validator 2 made their win bet on SHARE while others were still pondering the race. Only #3 on BL/BL, SHARE zooms up to #1 on V/DC.

AQU APR 19, 2001 (THU) -- FLASH CHARTS

RACE 5 Allowance 3 SNW2L \$43,000 6 D FT Clear TV=-5
 5-SHARELYN'S GOLD 30.40 13.20 5.20
 6-BACKSTRETCH 16.40 7.50
 2-BROCCO BOB 3.30

→ SCRATCHED Beau's Fantasy ✓

Pick 3 1-6-5 340.50
 Daily Double 6-5 114.00
 Exacta 5-6 338.00 ✓
 Trifecta 5-6-2 1,556.00 ✓

Shortcuts to Profit -

Validator 2

In this issue's Synthesis and Paceline articles, I kind of beat to death the 5th at AQU on April 19. This repetition was purposeful. Past history has proved that many clients do not get the desired point from a single lesson. Two lessons, stressing different aspects of the same race, have produced superior client results.

Here we'll look at more overlay winners from that same day: AQU. April 19, 2001. I'll use some of the Val 2 shortcuts that many winners find sufficient to their needs. I said "winners." I don't recommend shortcuts until you become a consistent winner.

On this day at AQU there were four double digit winners all within reach of an instruction-following Val 2 user. Winning one of them, the 8th race, won by POWERFUL PACKAGE, would require some judicious Hides or betting a 4th choice. I don't wish to open the can of worms in which a 4th Tiered contender is acceptable. Wagering beyond Tier 3 is a highly personal matter. For me to condone it as a regular practice would be defeating the whole concept behind Val 2.

The fact of the matter is: It's not the horse ranked beyond 3 that is the problem. More often it's at least one of the contenders Tiered in the top 3 should not have been entered in the final array (see WATRA, 5th Race. Paceline Article).

4th Tier horses must pay over \$20 for me to even consider them. For the record, the 8th race winner paid \$29.90.

The winner of race #2 was CHOCOLATE. It only paid \$10.60 but was an obvious bet for those who both subscribe to and read the Follow Up.

We already won race #5 - twice. So let's move to a gift race where the winner was a bet using the shortest of short cuts:

This is race #7. After scratches it narrows to a six horse field. The SR range is between 81 and 93, a twelve differential, accepted only to assuage the timid. The ? in front of FOREV, draws the comment that this is strictly a dirt horse. Fortunately, even with no comment, the program itself equalizes such disparities. FOREV ends up with a best rank/Tier of 3.

AQU0419 7 8.0 T AL 4+P \$52,000

#	PP	PN	M/L	NAME	WT	A	FTS	SCR
1	1	1	8/1	EFFICIENT FRONTIER	115	4		
2	2	2	15/1	PIAZZA DI SPAGNA (CHI)	115	5		
3	3	3	6/1	FOREVER CINDY	117	6		
4	4	4	3/1	DOCTORESSA	117	6		
5	5	5	9/5	FICKLE FRIENDS	117	5		
6	6	6	2/1	BABAE (CHI)	117	5		
7	7	7	4/1	REINE AMANDINE (FR)	117	6		SCR
8	8	8	8/5	AWAY	117	4		SCR
9	9	9	8/1	BETTY'S HAT	117	5		SCR
10	10	10	5/2	SEARCH PARTY	117	4		SCR
11	11	11	2/1	POIVRE (CHI)	117	7		SCR

PACELINE DATA

#	PNCNAME	LdT	1STC	2NDC	FINC	BL1	BL2	BLS	BLF	SR	TRKDIST
1	1 EFFIC3		47.9	111.0	134.1	1.50	2.50	3.50	3.80	91	CRC 8.5T
2	2 PIAZZ4		47.3	110.9	136.8	0.50	0.15	0.00	0.00	81	MED 8.3T
3	3?FOREV3		45.7	109.2	134.1	0.70	2.50	1.50	2.00	93	AQU 8.3d
4	4 DOCTO2		47.4	111.0	135.0	4.60	3.20	3.10	6.00	84	GP 8.0T
5	5?FICKL2		47.9	112.2	134.9	1.00	1.00	0.50	0.50	90	AQU 8.5T

Here are the pacelines for the 1.15-1 Favorite.

FICKLE FRIENDS:

AQU0419 7 8.0 T AL 4+P \$52,000										5/11			
	R	W	P	S	W%	R	W	P	S	EARNINGS	W%	EPS	
BRIDGMOHAN, SH	63	9	9	7	14	LIFE	16	7	2	1	248,410	44	15,526
JOHNSON, PHILI	9	0	1	0	0	CURR							
						PAST	8	4	1	1	171,744	50	21,468
						T-RT	12	6	1	1	227,136	50	18,928
						OFF-T	4	2	0	0			

ML= 9/5

? 5 FICKLE FRIENDS

AGE=5

COMMENT: favorite

EQUALIZED, NORMALIZED AND ADJUSTED												
L	DAYSTRK	RCODISTSd	1STC	2NDC	FINC	BL1	BL2	BLS	BLF	SR	L	PI
1	153AQU	8SF 8.5T	47.3	112.0	136.3	2.60	2.60	0.00	0.00	83	1	
2	172AQU	9FM 8.5T	47.9	112.2	134.9	1.00	1.00	0.50	0.50	90	2	X
3	216MED	9YL 8.5T	47.6	111.5	135.8	6.00	3.50	3.00	5.00	81	3	
4	249SAR	8YL 8.5t	48.3	111.5	135.1	1.50	1.50	2.50	1.90	88	4	
5	274BEL	8FM 8.5T	49.0	113.1	136.8	1.60	1.30	0.60	0.00	81	5	
6	301BEL	8FM 8.0T	47.8	112.1	136.0	3.50	1.10	0.00	0.00	85	6	
7	322BEL	4FM 8.5T	48.8	112.6	135.7	1.00	0.70	0.15	0.00	86	7	
8	336BEL	4FM 8.0T	46.6	110.8	135.9	1.70	1.20	1.70	4.20	81	8	
9	531AQU	7SF 9.0T	48.2	112.7	136.8	1.00	0.15	0.00	0.00	81	9	

FICKL will pay only \$4.30 if it wins. Not a win wager. But keep it in your "Before Hides" readout if you bet the exotics.

The first set of pacelines to appear on the screen excited me. They were for the eventual winner: EFFICIENT FRONTIER. (\$16.80).

AQU0419 7 8.0 T AL 4+F \$52,000													1/11
	R	W	P	S	W%		R	W	P	S	EARNINGS	W%	EPS
PRADO, EDGAR	81	19	16	10	23	LIFE	16	3	2	1	112,308	19	7,019
SCIACCA, GARY	20	1	1	0	5	CURR	2	0	0	0	810	0	405
						PAST	14	3	2	1	111,496	21	7,964
						T-RT	12	3	2	1	106,836	25	8,903
						OFF-T	1	0	0	0			

ML= 8/1

1 EFFICIENT FRONTIER

AGE=4

COMMENT:

EQUALIZED, NORMALIZED AND ADJUSTED													
L	DAYSTRK	RCODISTSd	1STC	2NDC	FINC	BL1	BL2	BLS	BLE	SR	L	PI	
1	[35GP	8FM 8.5T	48.4	111.3	133.6	2.60	2.00	6.60	8.20	89	1	1]
2	81GP	7FM 9.0T	47.1	110.6	134.8	5.50	6.00	8.60	9.80	81	2		
3	[109CRC	9FM 8.5T	47.9	111.0	134.1	1.50	2.50	3.50	3.80	91	3	1]
4	[124CRC	5FM 7.5Tp	46.7	110.9	135.1	8.60	5.90	3.50	2.10	87	4	3]
5	192BEL	9FM 9.0t	48.5	113.3	136.4	2.10	1.10	2.80	7.00	76	5		
6	200CNL	7FM 8.5t	49.6	112.8	137.3	0.00	0.00	0.00	0.20	78	6		
7	221CNL	8FM 8.5t	48.4	112.0	136.7	2.60	0.50	0.00	0.00	82	7		
8	235SAR	7FM 8.0t	48.2	112.2	135.1	2.70	2.70	3.00	2.00	88	8		
9	262SAR	8SF 8.5T	47.3	111.6	136.8	2.60	1.10	6.80	11.50	69	9		
A	280BEL	7FM 8.0T	46.5	111.1	135.8	0.50	0.00	0.00	0.20	86	A		

This is a Turf Route. Let's review the race with some multiple lines. I ended up using every contender except PIAZZ, and BARBAE. Later I'll share a big mistake I made here:

AQU0419- 7 8.0T \$52,000
BOTTOM LINE -- BETTING LINE (VAL2)

HIDE#	PNCNAME	LdT	SR	BAL	LS	TIE	ODDS	TRKDISTS	M/L	DAYS	AGE
(1)	1 EFFIC3		91	3	23.0		EVEN	CRC 8.5T	8/1	35	4
(5)	5?FICKL2		90	4	18.8		5-2	AQU 8.5T	9/5	153	5
(3)	3?FOREV3		93	6	18.3		5-2	AQU 8.3d	6/1	36	6
(4)	4 DOCTO2		84	7	17.3		5-2	GP 8.0T	3/1	25	6
(2)	2 PIAZZ4		81	10	11.3		5-1	MED 8.3T	15/1	76	5

SYNTHESIS POWER RANKINGS AND FRACTALS

				B		L		T		PRIM		SUPP		FRACT			PRIM										SUPP																																																																																																																																																																																																																																																																																																																																																																																																																																																																																																																																																													
#	PNCNAME	LdT	SR	A	L	P	O	LS	R	LS	R	E	L	N	ESP	SCBL	P	P	P	T	H	F	F	S	P	X	E	T	S	P	X	E	T	S	P	X	E	T	S	P	X	E	T	S	P	X	E	T	S	P	X	E	T	S	P	X	E	T	S	P	X	E	T	S	P	X	E	T	S	P	X	E	T	S	P	X	E	T	S	P	X	E	T	S	P	X	E	T	S	P	X	E	T	S	P	X	E	T	S	P	X	E	T	S	P	X	E	T	S	P	X	E	T	S	P	X	E	T	S	P	X	E	T	S	P	X	E	T	S	P	X	E	T	S	P	X	E	T	S	P	X	E	T	S	P	X	E	T	S	P	X	E	T	S	P	X	E	T	S	P	X	E	T	S	P	X	E	T	S	P	X	E	T	S	P	X	E	T	S	P	X	E	T	S	P	X	E	T	S	P	X	E	T	S	P	X	E	T	S	P	X	E	T	S	P	X	E	T	S	P	X	E	T	S	P	X	E	T	S	P	X	E	T	S	P	X	E	T	S	P	X	E	T	S	P	X	E	T	S	P	X	E	T	S	P	X	E	T	S	P	X	E	T	S	P	X	E	T	S	P	X	E	T	S	P	X	E	T	S	P	X	E	T	S	P	X	E	T	S	P	X	E	T	S	P	X	E	T	S	P	X	E	T	S	P	X	E	T	S	P	X	E	T	S	P	X	E	T	S	P	X	E	T	S	P	X	E	T	S	P	X	E	T	S	P	X	E	T	S	P	X	E	T	S	P	X	E	T	S	P	X	E	T	S	P	X	E	T	S	P	X	E	T	S	P	X	E	T	S	P	X	E	T	S	P	X	E	T	S	P	X	E	T	S	P	X	E	T	S	P	X	E	T	S	P	X	E	T	S	P	X	E	T	S	P	X	E	T	S	P	X	E	T	S	P	X	E	T	S	P	X	E	T	S	P	X	E	T	S	P	X	E	T	S	P	X	E	T	S	P	X	E	T	S	P	X	E	T	S	P	X	E	T	S	P	X	E	T	S	P	X	E	T	S	P	X	E	T	S	P	X	E	T	S	P	X	E	T	S	P	X	E	T	S	P	X	E	T	S	P	X	E	T	S	P	X	E	T	S	P	X	E	T	S	P	X	E	T	S	P	X	E	T	S	P	X	E	T	S	P	X	E	T	S	P	X	E	T	S	P	X	E	T	S	P	X	E	T	S	P	X	E	T	S	P	X	E	T	S	P	X	E	T	S	P	X	E	T	S	P	X	E	T	S	P	X	E	T	S	P	X	E	T	S	P	X	E	T

SCBL Calculated by Program to Conform to Today's Pace
FRACTALS WEIGHTED: E=Early L=Late N=Normal

It should be apparent that neither PIAZZA nor DOC belong. PIAZZA's deficiencies are obvious. It has only one ranking in the top three. #1 LSP (Long Shot Potential). That #1 alone, with no ranking or Tier Level support is fairly meaningless. Even more meaningless since it's 5th in LPR and CPR. As an ESP Presser, it shows no ability to Press today's pace. It's also 5th in HE, FW, FX, SPN, Entropy and in Total Pace Potential (TPP).

DOC, designated ESP Sustained, shows no real Sustained ability against this pace. It's doomed to be ranked 4th at best. If you won't bet a 4th Ranked/Tiered horse, why keep it??? Doc's only top 2 rating is in Turn Time (TT). Before and after TT it does very little.

Going through a modified version of what we did with SHARE, the win horse, EFFICIENT, merits a bet off three lines. I used 3 back.

The horse simply ranks #1 without any further probing. Run, don't walk to the window and bet it!

It ranks 1 or 2 in every important Turf Route category. #1 on BL/BL, Primary and Supp. Line Score. Furthermore, FICKLE, the overwhelming favorite, does not have ranking or Tier levels that justify its odds. It won't pay enough to qualify as our low odds bet.

Going further before betting is carrying coals to Newcastle. However, here is Validator. The winner is #1 on V/DC.

With Hides shown:

AQU0419- 7 8.0T \$52,000
TOTAL ENERGY & PRIMARY FACTORS (VAL2)

#	PNCNAME LdT	SR	TOT R	PRIMARY FACTORS							LS	R
				EPR	LPR	CPR	TT	HE	FW	FX		
1	1 EFFIC3	91	168.8-1	3	2	2	1	1	2	2	13	1
2	2 PIAZZ4	81	162.7-5	2	5	5	3	5	5	5	30	5
3	3?FOREV3	93	166.6-3	1	4	1	4	4	3	3	20	3
4	4 DOCTO2	84	165.6-4	4	3	4	2	3	4	4	24	4
5	5?FICKL2	90	167.5-2	5	1	3	5	2	1	1	18	2

THE VALIDATOR (VAL2)

#	PNCNAME LdT	SR	BAL	TOT-R	EP-R	LP-R	CP-R	HE-R	FX-R	V/DC-T
1	1 EFFIC3	91	4	1	4	2	3	1	3	W 1
2	OUT PIAZZ4	81	14	7	3	6	7	7	7	/ 6
3	OUT FOREV	93	8	5	1	5	2	6	5	/ 4
4	OUT DOCTOR	84	10	6	5	4	6	5	6	/ 4
5	5?FICKL2	90	6	2	6	1	4	4	1	S 2

RACE 7 Allowance 4UF C \$52,000 8 T GD Clear TV=-1
1-EFFICIENT FRONTIER 16.80 7.30 3.40

Now, for my big mistake. I perused the lines of the eventual place horse BARBAE, much too quickly. It cost the \$153 Trifecta. First let's examine the pacelines and see if you miss what I did:

AQU0419 7 8.0 T AL 4+F \$52,000 3:48PM													6/11		
													R W P S EARNINGS W% EPS R		
VELAZQUEZ, JOH	101	28	9	12	28	LIFE	23	8	0	3	129,477	35	5,629	8	
ALEXANDER, FRA	6	0	1	2	0	CURR									
ML= 2/i							PAST	8	2	0	1	84,288	25	10,536	4
6 BABAE (CHI)							T-RT	15	5	0	3	114,465	33	7,631	3
COMMENT: check 1st 4 lines - not comparable							AGE=5	OFF-T	16	4	0	0			
EQUALIZED, NORMALIZED AND ADJUSTED															
L DAYSTRK	RCODISTS	1STC	2NDC	FINC	BL1	BL2	BLS	BLF	SR	L PI					
#1 167AQU	8FT 7.0Dp	46.5	110.9	134.9	2.70	1.10	6.20	9.60	81	1					
#2 201BEL	9GD 8.0T	46.5	111.1	136.1	0.00	0.00	1.70	6.30	78	2					
#3 214BEL	7GD 8.5T	47.1	111.6	137.1	0.15	0.15	0.20	4.60	75	3					
#4 249SAR	8YL 8.5t	48.3	111.5	135.1	2.00	3.20	14.20	20.10	69	4					
5[266SAR	8FM 9.0T	49.2	113.3	135.9	0.00	0.00	0.00	0.00	86	5 2 }					
6[295BEL	6FM 8.5T	46.6	110.4	134.4	4.60	2.20	0.50	0.00	93	6 1 }					
7 313BEL	5GD 8.0T	48.3	112.1	135.2	0.50	0.15	0.00	2.10	87	7					
8 340BEL	3FM 9.0t	48.9	113.0	137.1	1.50	2.10	1.20	1.50	78	8					

Line 1 - projected,

Line 2 - Gd. track.

Line 3 - Gd. track

Line 4 - Yielding Turf.

Line 5 - Okay

Line 6 - too okay. Use Line 5.

I wouldn't stretch as far as line 6. I used line 5 with this result:

AQU0419- 7 8.0T \$52,000
BOTTOM LINE -- BETTING LINE (VAL2)

HIDE#	PNCNAME	LdT	SR	BAL	LS	TIE	ODDS	TRKDISTS	M/L	DAYS	AGE
(1)	1 EFFIC3		91	4	22.8		EVEN	CRC 8.5T	8/1	35	4
(5)	5?FICKL2		90	5	17.5		5-2	AQU 8.5T	9/5	153	5
(3)	3?FOREV3		93	7	16.0	*	3-1	AQU 8.3d	6/1	36	6
(6)	6 BABAE5		86	6	16.0	*	3-1	SAR 9.0T	2/1	167	5
(4)	4 DOCTO2		84	8	13.3		4-1	GP 8.0T	3/1	25	6
(2)	2 PIAZZ4		81	12	7.3		8-1	MED 8.3T	15/1	76	5

SYNTHESIS POWER RANKINGS AND FRACTALS

			BASOT			PRIM				SUPP				FRACT					PRIM												SUPP											
#	PNCNAME	LdT	SR	L	P	T	LS	R	LS	R	E	L	N	ESP	SCBL	R	P	P	P	T	H	F	F	S	F	X	P	X	N	P	X	S	P	S	P	P	P					
1	1 EFFIC3		91	4	6	1	14	1	8	1	3	2	3	LAT	6.0	3	2	2	1	1	2	3	1	3	1	3	1	3	1	3	1	2	1	1	1	1	1					
2	2 PIAZZ4		81	12	1	6	34	5	29	6	6	6	6	PRE	5.0	2	5	6	3	6	6	6	5	6	6	6	6	6	6	6	6	6	6	6	6	6	6	6				
3	3?FOREV3		93	7	3	4	23	3	17	4	2	4	5	S/P		1	4	1	4	5	4	4	3	4	5	1	4															
4	4 DOCTO2		84	8	4	5	28	4	22	5	5	5	4	SUS	6.0	4	3	5	2	4	5	5	4	5	4	4	5															
5	5?FICKL2		90	5	2	2	20	2	11	2	1	1	1	LAT	9.0	5	1	3	6	3	1	1	2	1	3	3	2	2	2	2	5	3	2	3	2	3	2					
6	6 BABAE5		86	6	5	3	23	3	15	3	4	3	2	LAT	12.0	6	1	4	5	2	3	2	3	2	2	2	5	3														

SCBL Calculated by Program to Conform to Today's Pace

FRACTALS WEIGHTED: E=Early L=Late N=Normal

One client told me he likes to view moves on the Incremental Match-Up Graph. Here it is: This is a Turf Route. We expect winners to start out somewhat slowly then make a big move right about the 3/4 mile pole. Efficient does just this: Before Hides it goes from 6 -1 -1. After Hides it goes from 2 to 1 to 1.

AQU0419- 7 8.0T \$52,000

INCREMENTAL MATCH-UP GRAPH (VAL2)

#	PNCNAME L	1F	2F	3F+TOTAL PACE
1	1 EFFIC3	6->	1->	W 1->
2	2 PIAZZ4	3->	3->	6->
3	3?FOREV3	1->	5->	4->
4	4 DOCTO2	5->	2->	4->
5	5?FICKL2	4->	7->	S 2->
6	6 BABAE5	7->	6->	f 3->

TOTAL ENERGY & PRIMARY FACTORS (VAL2)

#	PNCNAME Ldt	SR	TOT R
1	1 EFFIC3	91	168.8-1
2	2 PIAZZ4	81	162.7-6
3	3?FOREV3	93	166.6-4
4	4 DOCTO2	84	165.6-5
5	5?FICKL2	90	167.5-2
6	6 BABAE5	86	166.8-3

PRIMARY FACTORS						
EPR	LPR	CPR	TT	HE	FW	FX
3	2	2	1	1	2	3
2	5	6	3	6	6	6
1	4	1	4	5	4	4
4	3	5	2	4	5	5
5	1	3	6	3	1	1
6	1	4	5	2	3	2

LS	R
14	1
34	5
23	3
28	4
20	2
23	3

THE VALIDATOR (VAL2)

#	PNCNAME Ldt	SR	BAL	TOT-R
1	1 EFFIC3	91	4	1
2	5?FICKL2	90	4	2
3	6 BABAE5	86	4	3

EP-R
1
2
3

LP-R
2
1
1

CP-R
1
2
3

HE-R
1
3
2

FX-R
3
1
2

V/DC-T
1
2
3

FICKLE showed. The Place horse, from Chile was gettable only if we went back 5 lines. The Exacta pays \$69. The Trifecta: \$153. It took only the normal observations and hides, made in several Follow Up articles, to narrow this race down to three. I goofed on Barbae by not observing that its first 4 lines were **not comparable**. Let's hope my carelessness serves as a lesson to all to be more observant.

RACE 7 Allowance 4UF C \$52,000 8 T GD Clear TV=-1
 1-EFFICIENT FRONTIER 16.80 7.30 3.40
 6-BABAE (CHI) 5.20 2.80
 5-FICKLE FRIENDS 2.40

SCRATCHED Reine Amandine (FR), Away, Betty's Hat,
 Search Party, Poivre (CHI)

Pick 3 5-5-1 682.00
 Exacta 1-6 69.00
 Trifecta 1-6-5 153.00

Not All Winners Pay Double Digit Mutuels. Getting the Medium Range Winner

Sometimes when I read the Follow Up it looks like every winner pays double digits. This is because clients only send me example races where the winners paid off in double digits. To get a bettable low odds winner, I have to do the race myself. There are many days when we all have to live with \$7.80 winners. I know some author-experts who consider them overlays. Well, at least they pay better than 5-2.

The object is to get such winners in your Top 2 Tiers. Otherwise their Tier levels don't justify their lower odds. For the majority Tier 3 produces most of the higher paying winners. Race 4. 6 fur. Dirt. Fast. Same day:

I initially entered pacelines with an SR differential of 11. All N's only usable line was Xtracted. Careful.

The Entrants & Pacelines:

AQU0419 4 6.0 D CL 4+F \$22,000 CP=\$22,500

#	PP	PN	M/L	NAME	WT	A	FTS	SCR
1	1	1	10/1	BAANGARITA	118	4		
2	9	1A	10/1	DOUBLEYOURPLEASURE	113	4		
3	2	2	4/1	ALL NET JOE	118	5		
4	3	3	7/2	CAVAN GIRL	118	4		
5	4	4	12/1	CRAFTY RIVER	118	4		
6	5	5	3/1	NIKITA	118	6		
7	6	6	5/2	ICY FLIRT	118	4		
8	7	7	12/1	ANNIE'S NO ORPHAN	120	5		
9	8	8	12/1	ONE RINGY DINGY	116	4		SCR

PACELINE DATA

#	PNCNAME	LdT	1stC	2ndC	FnlC	BL1	BL2	BLS	BLF	SR	TRKDISTS	M/L
1	1?BAANG4		23.1	46.1	110.5	2.50	1.50	0.00	0.00	84	AQU 6.0d	10/1
2	2?ALL N3x		23.0	46.1	110.5	1.60	1.60	1.35	1.35	82	AQU 8.5d	4/1
3	3 CAVAN3		22.4	45.7	110.5	1.00	0.15	0.15	0.50	83	AQU 6.0d	7/2
4	4 CRAFT3		22.7	46.2	110.2	5.50	5.60	8.10	7.30	78	AQU 6.0d	12/1
5	5 NIKIT1		22.0	44.3	109.4	0.60	0.50	0.00	0.00	89	AQU 7.0D	3/1
6	6 ICY F1		22.1	44.9	109.4	0.60	1.60	5.00	5.80	83	GP 6.0D	5/2
7	6 ICY F2		22.1	45.4	110.5	2.10	1.10	2.00	1.00	83	GP 5.0D	5/2

The other pacelines:

AQU0419 4 6.0 D CL 4+F \$22,000 CP=\$22,500 2:23PM 4/9

		R	W	P	S	EARNINGS	W%	EPS	R	
MIGLIORE, RICH	71 18 14 7 25	LIFE	19	7	2	2	124,270	37	6,541	2
IWINSKI, ALLEN	56 9 11 15 16	CURR	5	1	2	0	44,600	20	8,920	2
(c) 262 /SIMPSON \$14,000		PAST	14	6	0	2	79,660	43	5,690	4
ML= 7/2		D-SP	17	7	2	2	122,893	41	7,229	2
3 CAVAN GIRL	AGE=4	OFF-D	5	3	0	0				

COMMENT:

EQUALIZED, NORMALIZED AND ADJUSTED

L	DAYSTRK	RCODISTSd	1STC	2NDC	FINC	BL1	BL2	BLS	BLF	SR	L	PI
1	27AQU	8FT 7.0D	22.0	44.6	109.5	3.60	7.50	13.20	21.60	67	1	
2	40AQU	2FT 6.0d	22.4	45.5	110.1	5.10	6.10	6.50	10.40	75	2	
3	55AQU	7FT 6.0d	22.4	45.7	110.5	1.00	0.15	0.15	0.50	83	3]
4	82AQU	3FT 6.0d	22.5	45.8	110.4	4.20	2.10	0.15	0.00	84	4	
5	99AQU	6FT 6.0d	23.2	46.2	109.7	0.60	0.50	4.60	4.30	83	5	
6	124AQU	5GD 6.0d	22.3	45.3	110.7	5.90	7.50	4.50	0.00	83	6	
7	140AQU	7MY 6.0D	21.1	44.6	109.5	9.60	8.50	15.00	12.50	76	7	
8	239DEL	5FT 6.0D	21.2	44.3	111.1	3.00	5.00	5.00	4.90	76	8	
9	262DEL	2FT 6.0D	21.8	45.3	110.3	1.10	0.15	0.00	0.00	84	9	

AQU0419 4 6.0 D CL 4+F \$22,000 CP=\$22,500 2:23PM 7/9

		R	W	P	S	EARNINGS	W%	EPS	R	
VELAZQUEZ, JOH	101 28 9 12 28	LIFE	18	4	3	2	46,625	22	2,590	8
KLESARIS, ROBE	28 5 5 5 18	CURR	3	0	1	0	5,658	0	1,886	7
(c) 120 /PLESA JR \$18,000		PAST	13	4	2	2	40,599	31	3,123	6
ML= 5/2		D-SP	15	4	3	2	45,270	27	3,018	8
6 ICY FLIRT	AGE=4	OFF-D	4	1	0	0				

COMMENT:

EQUALIZED, NORMALIZED AND ADJUSTED

L	DAYSTRK	RCODISTSd	1STC	2NDC	FINC	BL1	BL2	BLS	BLF	SR	L	PI
1	69GP	2FT 6.0D	22.1	44.9	109.4	0.60	1.60	5.00	5.80	83	1	1]
2	90GP	1FT 5.0D	22.1	45.4	110.5	2.10	1.10	2.00	1.00	83	2	3]
3	103GP	7FT 6.0D	22.2	45.7	110.8	3.20	4.00	3.00	3.50	79	3	4]
4	120CRC	5FT 6.0D	21.7	45.4	110.0	1.50	1.50	0.00	0.50	86	4	1]
5	138CRC	5FT 6.0D	21.5	44.8	110.1	2.50	1.00	0.00	0.00	85	5	
6	154CRC	7FT 6.5D	22.1	46.0	110.6	0.00	0.00	0.15	0.20	83	6	
7	183CRC	7FT 7.0D	21.5	44.8	110.1	0.20	1.50	2.00	2.80	83	7	
8	229CRC	4FT 6.5D	22.1	45.1	111.1	3.50	4.50	7.50	3.80	77	8	
9	251CRC	3FT 6.5D	22.1	45.9	110.9	1.50	0.50	0.00	0.00	81	9	

AQU0419 4 6.0 D CL 4+F \$22,000 CP=\$22,500 2:23PM 5/9

		R	W	P	S	EARNINGS	W%	EPS	R	
ARROYOJR, NORB	80 13 14 13 16	LIFE	11	1	2	0	21,100	9	1,918	9
TESHER, HOWARD	8 3 2 1 38	CURR	3	0	0	0	975	0	325	8
ML=12/1		PAST	7	1	1	0	14,819	14	2,117	9
4 CRAFTY RIVER		D-SP	11	1	2	0	21,098	9	1,918	9
COMMENT:	AGE=4	OFF-D	1	0	0	0				

EQUALIZED, NORMALIZED AND ADJUSTED

L	DAYSTRK	RCODISTSd	1STC	2NDC	FINC	BL1	BL2	BLS	BLF	SR	L	PI
1	81AQU	1FT 6.0d	22.7	45.5	109.2	3.10	5.10	12.10	14.10	76	1	
2	94AQU	5GD 6.0d	22.7	46.1	110.5	2.80	5.00	2.10	4.70	79	2]
3	108AQU	3FT 6.0d	22.7	46.2	110.2	5.50	5.60	8.10	7.30	78	3	
4	127AQU	1FT 6.0d	23.6	47.2	113.2	6.10	4.10	0.20	0.00	70	4	
5	153AQU	2FT 6.0D	22.3	46.9	112.0	0.60	0.20	0.00	1.00	75	5	
6	336BEL	1FT 6.5D	22.5	46.5	112.4	1.70	1.90	3.70	5.80	68	6	
7	350AQU	2FT 6.0D	21.6	45.0	110.5	1.10	1.10	3.00	7.80	76	7	
8	376AQU	1FT 7.0D	21.7	44.4	109.7	1.20	3.70	11.60	20.90	66	8	
9	432AQU	4FT 6.0d	23.0	46.7	110.6	2.30	5.80	8.10	9.30	74	9	

NIKITA is the 1.5-1 Favorite. That's a \$5 mutuel. This is why we bet 2 horses to win. The winner is ICY. Odds 2.9-1 (\$7.80) Some will bet both NIKITA and ICY in an exacta. (\$20.20). Or, if you're a win only bettor, bet Icy and BAANG to win. BAANG's closing odds were 5.9-1. For win bettors only this makes BAANG your best high odds bet and Icy the low odds wager. Icy won. BAANG showed. Pass on NIKITA for win but don't pass the bread and butter \$7.80 mutuel. Right off the bat it Tiers 2nd. Hide NIKITA and it stays second no matter which line is used for BAANG.

Hide NIKITA for win only. Keep it if you're an Exacta bettor.

Before Hides:

AQU0419 4 6.0 D CL 4+F \$22,000 CP=\$22,500 2:23PM
TOTAL ENERGY and PRIMARY FACTORS (VALTS)

#	PN NAME LdT	SPR	Total R	PRIMARY FACTORS							LS	R
				EPR	LPR	CPR	TT	HE	FW	FX		
1	1 BAANG4	84	168.62-5	5	1	2	2	1	4	6	21	2
2	1A DOUBL1	79	168.75-3	4	6	6	6	6	5	3	36	5
3	2 ALL N3x	82	168.40-6	6	2	5	4	3	6	5	31	4
4	3 CAVAN3	83	168.72-4	3	3	4	5	4	3	4	26	3
5	5 NIKIT1	89	171.77-1	1	4	1	1	2	1	2	12	1
6	6 ICY F1	83	170.53-2	2	5	3	3	5	2	1	21	2

AQU0419 4 6.0 D CL 4+F \$22,000 CP=\$22,500 2:23PM
THE V A L I D A T O R (VALTS)

#	PN NAME LdT	SPR	BAL	TOT-R	EPR	LPR	CPR	TT	FW	HE	FX	V/TC-T
1	1 BAANG4	84	6	168.62-5	5	1	2	2	4	1	6	5 1
2	1A DOUBL1	79	7	168.75-3	4	6	6	6	5	6	3	5
3	2 ALL N3x	82	8	168.40-6	6	2	5	4	6	3	5	4
4	3 CAVAN3	83	7	168.72-4	3	3	4	5	3	4	4	3
5	5 NIKIT1	89	7	171.77-1	1	4	1	1	1	2	2	F 1
6	6 ICY F1	83	7	170.53-2	2	5	3	3	2	5	1	W 2

After Hides:

AQU0419 4 6.0 D CL 4+F \$22,000 CP=\$22,500 2:23PM
THE V A L I D A T O R (VALTS)

#	PN NAME LdT	SPR	BAL	TOT-R	EPR	LPR	CPR	TT	FW	HE	FX	V/TC-T
1	1 BAANG4	84	4	168.62-3	3	1	2	2	3	1	3	5 1
2	5 NIKIT1	89	4	171.77-1	1	2	1	1	1	2	2	F 1
3	6 ICY F1	83	4	170.53-2	2	3	3	3	2	3	1	W 3

When the race is limited to 6 contenders, leaving in NIKITA for a possible exacta bet, then hiding it for win only is the way to handle your readouts. Make one print for Exotics and another for Win only.

All N (with the ?) is xtracted and ranks in the top 4. That's not good enough for me. If an Xtracted or Projected contender can't make it in the top 2 and ties, I ignore it. This may be a conundrum for some. Those who insist on having problems about 4th ranked horses should never have looked at any other readouts beyond the initial one where ICY was an uncontested low odds wager. The "handicapper" who dawdles over xtracted or projected readouts and worries about a 4th ranked contenders with odds of 5.80-1, is what my dad used to call a "Bitter-Enders." Someone who is often last to leave a party.

Many suffer from this tendency to overanalyze and in so doing, talk themselves out of obvious win wagers.

This is a sprint. The most important Sprint Rankings are generally EPR, CPR, FW, FX and SPN. When xtracting a sprint from a route, a horse should be in the top 2 LPR. All N is 3rd. It is natural for the horse to have a high Entropy ranking since when xtracting, Total Deceleration is figured from the 2nd Call to the 3/4 mile time. That Ranking for All N in Early Fractals, coupled with its dismal showing in EPR, Entropy and SPN are dead giveaways that it can't win a sprint against these contenders even from its best xtracted line.

AQU0419 4 6.0 D CL 4+F \$22,000 CP=\$22,500													3/9
	R	W	P	S	W%		R	W	P	S	EARNINGS	W%	EPS
CASTILLOJR, HE	52	6	5	6	12	LIFE	35	6	7	4	196,640	17	5,618
GYARMATI, LEAH	10	1	1	2	10	CURR	5	0	1	1	9,530	0	1,906
(c) 18 /CONTESSA \$18,000						PAST	15	1	3	1	43,845	7	2,923
						D-SP	17	3	3	2	89,114	18	5,242
						OFF-D	9	2	3	0			

ML= 4/1

? 2 ALL NET JOE

AGE=5

COMMENT: extracted

EQUALIZED, NORMALIZED AND ADJUSTED												
L	DAYSTRK	RCODISTSd	1STC	2NDC	FINC	BL1	BL2	BLS	BLF	SR	L	PI
1	18AQU	4MY 6.0D	21.7	45.0	110.1	7.10	5.00	2.60	0.80	85	1	
2	39AQU	9FT 8.5dx	22.9	45.7	110.3	5.35	5.35	3.85	3.85	81	2	
3	55AQU	2FT 8.5dx	23.0	46.1	110.5	1.60	1.60	1.35	1.35	82	3	X
4	74AQU	8FT 9.0dx	23.2	46.3	110.2	2.75	2.75	3.00	3.00	82	4	
5	102AQU	3FT 8.0dx	23.3	46.6	111.5	3.35	3.35	0.70	0.70	78	5	
6	123AQU	4SY 6.0d	22.6	45.2	108.9	3.10	4.00	8.50	13.50	78	6	
7	137AQU	5FT 6.0D	21.5	45.3	110.2	8.30	7.30	7.10	4.80	80	7	
8	155AQU	2GD 6.0D	21.9	45.0	109.8	4.50	4.70	3.60	1.00	86	8	
9	172AQU	3FT 6.0D	23.0	46.5	109.8	1.00	0.15	2.10	4.10	83	9	
A	202BEL	2FT 6.0D	22.4	46.0	110.4	2.00	0.80	3.10	6.50	77	A	

This is going to a lot of trouble for a race in which the low odds bet (2.9-1) was obvious at first glance. You have a high odds bet coming, possibly BAANG. It won't win but it figures in an \$81 Trifecta. If you bet to win only, just take the \$7.80 mutuel and smile.

Summary: Don't spend so much time playing the games of "What if" and "Yea but." There are more obvious winners, from both the high and lower odds category that are missed because clients tend to over-think a race. In most endeavors, "Thinking" is an asset. In ours, giving a race too much thought can be bad for our handicapping health.

RACE 4 Claiming 4UF \$22,000 6 D FT Clear TV=-5
 6-ICY FLIRT 7.80 3.70 2.80
 5-NIKITA 3.00 2.40
 1-BAANGARITA 2.70

SCRATCHED One Ringy Dingy

Pick 3	3-1-6	187.00
Exacta	6-5	20.20
Quinella	5-6	10.00
Trifecta	6-5-1	81.00

SARTIN METHODOLOGY ADVANCED COMPUTER PROGRAMS

New pricing on Pace Launcher Series!

PACE LAUNCHER 4 Manual entry and TrackMaster version - \$400.00*
 *Upgrade (trade in) to PL4 from PL3 - \$100

SYNTHESIS Manual entry and TrackMaster version - \$600.00**
 **Upgrade (trade in) to Synthesis from: Pace Launcher 4 - \$200 Pace Launcher 3 - \$300

Validator and Validator 2 available only to clients experienced with advanced programs

The VALIDATOR Manual entry and TrackMaster version - \$550.00

VALIDATOR 2 \$650.00***
for TrackMaster Download ONLY

***If you purchased Synthesis after 8/99 - \$400
 OR paid \$550 for Validator - \$100
 paid \$450 for Validator - \$200
 paid \$350 for Validator - \$300
 paid \$250 for Validator - \$400

MORE ABOUT CONVENTIONAL MEMORY

In the last issue of the Follow Up, in the Computer Shopping Notes, we included a warning about Conventional Memory and instructions on how to check it. Now we'll get down to the question of why it's causing so many problems. DOS can only run on a small portion of the hard drive known as "Conventional Memory" so the actual size of the hard drive or the amount of RAM can be big enough to run a small business but the size of the Conventional Memory does not increase proportionally with the increase in the size of the rest of the memory.

We have noticed that many of the newer computers seem to be running very short on Conventional Memory. Many is the scream of pain we've heard that comes with "But I just bought this computer and it has 264mb of RAM and a 40gb hard drive. How can I possibly be short of space? Think of it as having bought a very large house with little or no closet space. The space allocated for DOS just isn't big enough. The installation of additional DOS based games or programs can also cause the problem. Since you only run one Sartin program at a time, you can have all of them on a computer with a 580 kb conventional memory without having a problem. If you are a new client or have just bought a new computer you can install the program with no problem at all but when you go to use it you will find that some of the screens just don't appear and the program will quit with the error message

"String Space Corrupt" When that message shows up, you have a space problem.

Where do you go from here? The first thing is to check the Conventional Memory. To do this, from the C:\WINDOWS prompt in DOS, type `cd\` [enter] This will get you to the C:\ prompt. Type `mem` [enter]. The screen that comes up will have a line titled "Largest Executable Program Size" followed by a number. If that number isn't at least 580kb. you don't have enough room to run Synthesis or the Pace Launcher Programs. The Validator (but not Validator 2) is smaller and will run on 560kb

Next, call Tech Support. We have a configuration disk which will help create a little extra Conventional Memory; somewhere in the area of 20 - 30 kb. If your computer comes up with 560kb or better, the configuration disk will usually fix it. If you need more than that, don't give up hope. We are working on a version of the Validator that will run in less than 400kb of DOS memory.

The surest way to avoid this problem is caution in computer shopping. Take the Computer Shopping Notes page (Follow Up 87) with you and actually check the conventional memory before you buy the machine. Then you won't have to worry about error messages.

For those of you in the market for a new printer, the Netscape Store is selling the HP 842c for \$90. It prints in DOS and a parallel cable is included in that price. It's a rebate offer so move quickly if you want it!

CORRECTION In the computer shopping notes we indicated that the Validator 2 will run in 560 kb of conventional memory. This is incorrect. It is only the Validator (VALT) that uses 560kb.

The ultimate answer to

CONTENDER, PACELINE AND WAGERING DECISIONS

- Contains ALL vital screens from SYNTHESIS
- Features the F-6 function that *automatically picks* the **MOST PREDICTIVE PACE LINE** directly from TrackMaster's Past Performance download screen
 - ~ NO NEED TO GO INTO THE PROGRAM'S READOUTS THEMSELVES ~
 - Easy to read PRIMARY FACTORS screen from which to HIDE
 - A NEWscreen features the FIVE MOST VIABLE COROLLARIES -plus...
- A NEW, Improved v/dc readout reflecting the dynamic new **Probability Convergence** algorithm V/DC no longer confined to 5 contenders...and now you can HIDE directly from the Validator screen

VALIDATOR 2

Validator 2 is for use with TrackMaster downloading only.

Prices are as follows:

Never had Validator or purchased Synthesis **before** August of 2000: \$650

Purchased Synthesis **after** August 2000: \$400

If you purchased Validator (1) for full price of \$550 - Val 2 is \$100

purchased Validator for \$450 - Val 2 is \$200

purchased Validator for \$350 - Val 2 is \$300

purchased Validator for \$250 - Val 2 is \$400

California clients add 7.75% sales tax



Back Issues of THE FOLLOW UP

- Issue 68, 69 and 70 ~ Exploring TODAY'S realities in Handicapping Success and how they differ from the past.
- Issue 71, 72 and 73 ~ An objective testing of our Bottom Line/Betting Line with real money by Mark Cramer.
- Issue 74 ~ First of the Cracking the Corollary Code series, Art & Science of Passing Races
- Issue 75 ~ WAGERCAPPING issue
- Issue 76 ~ WAGERCAPPING pt 2 - Diagnostics, Prognosis & Treatment
- Issue 77 ~ THE VALIDATOR includes the White Paper by Dr. Sartin
- Issue 78 ~ 1999 Holiday Issue - More on the Validator
- Issue 79 ~ Y2K + MORE PROFIT
- Issue 80 ~ Do YOU Truly WANT to WIN?
- Issue 81 ~ Here's to the WINNERS
- Issue 82 ~ Probability Convergence: The New Science
- Issue 83 ~ Validator 2 NOW, Testing Validator 2, Successful Wagercapping, Betting by Example
- Issue 84 ~ Optimal Use of Validator 2 Paceline Indicator, Contender Selection - The Correct Five
- Issue 85 ~ Probability Convergence pt 2, Handicapping the Economy, Winning Easy! by Eric Penicka
- Issue 86 ~ Winning By Instruction - includes STEP BY STEP for ALL advanced programs
- Issue 87 ~ Focus on PROFIT! With articles on Breaking Ties and MORE STEP BY STEP instruction...

Now \$14.00 each - CA residents add 7.5% sales tax.

For a full list of available back issues, call or write and we'll send you a list